



**Important notes about Classic Panel Mount Indicator Catalog Pages**

**SCROLL DOWN TO VIEW CATALOG PAGE**

This catalog page is out-of-print and is used with the understanding that the information shown could be out-of-date. In many cases, part numbers shown on this page are discontinued. Most notably, many “Complete Assembly” parts, which consist of a cap and a base, can no longer be ordered by the 14-digit ordering code. To obtain these parts, please order the cap and base part numbers separately. This process provides the components contained with the original “Complete Assembly” part number.

All Dialight Classic Panel Mount Indicators need a leading 3-digit numerical series. In some cases, this catalog will show a 2-digit series. In this case, please add a leading zero. For example, 81-0211-300 becomes 081-0211-300.

Part numbers listed on Dialight catalog pages designate parts with Red lenses. For ordering lens colors other than red, consult the chart below. In most cases, the color is dictated by the 7<sup>th</sup> digit. For example, 095-0932-003 for a green cap.

Lens Colors	
1 - Red	5 - White
2 - Green	6 - Light Yellow
3 - Yellow	7 - Clear
4 - Blue	

[Click here for a cross reference guide to assembly part numbers.](#)

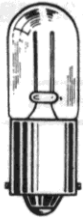
[Click here to view Frequently Asked Questions concerning Panel Mount Indicators.](#)

**SCROLL DOWN TO VIEW CATALOG PAGE**

# Miniature Neon Indicators WITH BUILT-IN RESISTOR

For materials and finishes of products in this group, see page 53D.

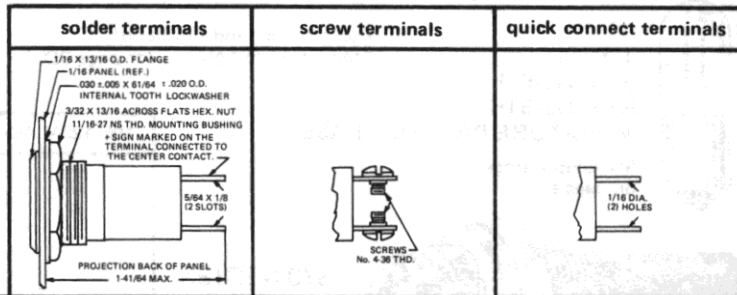
FOR MOUNTING IN 11/16" CLEARANCE HOLE WITH SCREW-IN LENS CAPS



T-3 1/4  
B1A (NE-51)  
B2A (NE-51H)  
MINIATURE BAYONET BASE

See lamp ratings on page L.

26 SERIES



BASE PART NUMBERS

105-125VAC-DC* 110-125VAC† 210-250VAC-DC†	26-0408-11-341 26-0463-11-311 26-9463-11-361	26-1308-11-341 26-1363-11-311 26-9363-11-361	26-5708-11-341 26-5763-11-311 26-5863-11-361
---	--	--	--

CAP PART NUMBERS

VOLTAGES

COMPLETE ASSEMBLY PART NUMBERS

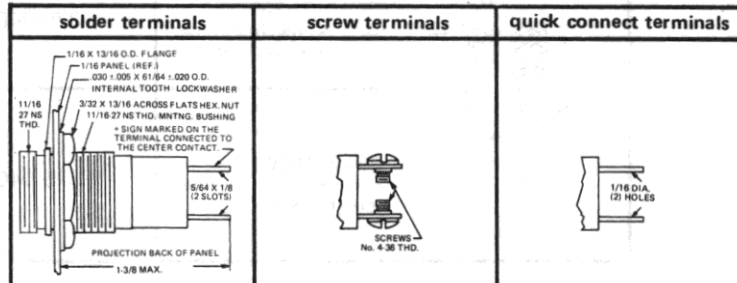
<p>26-1131-300 stovetube transparent</p>	105-125V AC-DC	26-0408-1131-341	26-1308-1131-341	26-5708-1131-341
	110-125 VAC	26-0463-1131-311	26-1363-1131-311	26-5763-1131-311
	210-250V AC-DC	26-9463-1131-361	26-9363-1131-361	26-5863-1131-361
<p>26-1191-300 stovetube internal fluting</p>	105-125V AC-DC	26-0408-1191-341	26-1308-1191-341	26-5708-1191-341
	110-125 VAC	26-0463-1191-311	26-1363-1191-311	26-5763-1191-311
	210-250V AC-DC	26-9463-1191-361	26-9363-1191-361	26-5863-1191-361

Part numbers shown in gray are normally in inventory at your Dialight Distributor.

\* Standard brightness  
† High brightness

85 SERIES  
169 SERIES

WITH SCREW-ON LENS CAPS



BASE PART NUMBERS

105-125VAC-DC* 110-125VAC† 210-250VAC-DC†	169-0408-11-341 169-0463-11-311 169-9463-11-361	169-1308-11-341 169-1363-11-311 169-9363-11-361	169-5708-11-341 169-5763-11-311 169-5863-11-361
---	---	---	---

CAP PART NUMBERS

VOLTAGES

COMPLETE ASSEMBLY PART NUMBERS

<p>85-1231-300 dome transparent</p>	105-125V AC-DC	85-0408-1231-341	85-1308-1231-341	85-5708-1231-341
	110-125 VAC	85-0463-1231-311	85-1363-1231-311	85-5763-1231-311
	210-250V AC-DC	85-9463-1231-361	85-9363-1231-361	85-5863-1231-361
<p>85-0841-300 dome matted back</p>	105-125V AC-DC	85-0408-0841-341	85-1308-0841-341	85-5708-0841-341
	110-125 VAC	85-0463-0841-311	85-1363-0841-311	85-5763-0841-311
	210-250V AC-DC	85-9463-0841-361	85-9363-0841-361	85-5863-0841-361
<p>169-1131-300 stovetube transparent</p>	105-125V AC-DC	169-0408-1131-341	169-1308-1131-341	169-5708-1131-341
	110-125 VAC	169-0463-1131-311	169-1363-1131-311	169-5763-1131-311
	210-250V AC-DC	169-9463-1131-361	169-9363-1131-361	169-5863-1131-361
<p>169-1191-300 stovetube internal fluting</p>	105-125V AC-DC	169-0408-1191-341	169-1308-1191-341	169-5708-1191-341
	110-125 VAC	169-0463-1191-311	169-1363-1191-311	169-5763-1191-311
	210-250V AC-DC	169-9463-1191-361	169-9363-1191-361	169-5863-1191-361

Order complete with lamp to be assured of receiving the indicator light and correct lamp together for immediate use.

Part numbers listed in this catalog designate products with RED lens. For ordering lens colors other than red, consult chart on page 2D.