



**Important notes about Classic Panel Mount Indicator Catalog Pages**

**SCROLL DOWN TO VIEW CATALOG PAGE**

This catalog page is out-of-print and is used with the understanding that the information shown could be out-of-date. In many cases, part numbers shown on this page are discontinued. Most notably, many “Complete Assembly” parts, which consist of a cap and a base, can no longer be ordered by the 14-digit ordering code. To obtain these parts, please order the cap and base part numbers separately. This process provides the components contained with the original “Complete Assembly” part number.

All Dialight Classic Panel Mount Indicators need a leading 3-digit numerical series. In some cases, this catalog will show a 2-digit series. In this case, please add a leading zero. For example, 81-0211-300 becomes 081-0211-300.

Part numbers listed on Dialight catalog pages designate parts with Red lenses. For ordering lens colors other than red, consult the chart below. In most cases, the color is dictated by the 7<sup>th</sup> digit. For example, 095-0932-003 for a green cap.

Lens Colors	
1 - Red	5 - White
2 - Green	6 - Light Yellow
3 - Yellow	7 - Clear
4 - Blue	

[Click here for a cross reference guide to assembly part numbers.](#)

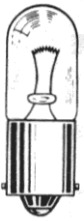
[Click here to view Frequently Asked Questions concerning Panel Mount Indicators.](#)

**SCROLL DOWN TO VIEW CATALOG PAGE**

# Miniature Incandescent Indicators

FOR MOUNTING IN 11/16" CLEARANCE HOLE  
FOR 2 TO 120V OPERATION

For materials and finishes of products in this group, see page 6D.




T-3 1/4  
MINIATURE  
BAYONET BASE


See lamp ratings  
on page K.

Recognized under the component  
program of Underwriters'  
Laboratories Inc.


75W., 125V.




52-5710-0991-301  
Screw-in lens cap



95-1310-0931-301  
Screw-in lens cap



132-0410-0991-301  
Screw-in lens cap



135-0410-1431-301  
Screw-in lens cap

## WITH SCREW-IN LENS CAPS

52 SERIES  
95 SERIES  
132 SERIES  
135 SERIES

BASE PART NUMBERS

solder terminals	screw terminals	quick connect terminals	solder terminals *

95-0410-09-301

95-1310-09-301

95-5710-09-301

95-9110-09-102

CAP PART NUMBERS

COMPLETE ASSEMBLY PART NUMBERS

CAP PART NUMBERS	COMPLETE ASSEMBLY PART NUMBERS			
<p><b>STOVEPIPE</b> 52-0991 internal fluting 52-3191 internal fluting Lexan †</p>	52-0410-0991-301 52-0410-3191-301	52-1310-0991-301 52-1310-3191-301	52-5710-0991-301 52-5710-3191-301	52-9110-0991-102 52-9110-3191-102
<p><b>STOVEPIPE</b> 95-0931 transparent 95-0971 translucent 95-3171 translucent Lexan †</p>	95-0410-0931-301 95-0410-0971-301 95-0410-3171-301	95-1310-0931-301 95-1310-0971-301 95-1310-3171-301	95-5710-0931-301 95-5710-0971-301 95-5710-3171-301	95-9110-0931-102 95-9110-0971-102 95-9110-3171-102
<p><b>STOVEPIPE</b> 132-0991 internal fluting</p>	132-0410-0991-301	132-1310-0991-301	132-5710-0991-301	132-9110-0991-102
<p><b>CYLINDRICAL</b> 135-1431 transparent 135-1471 translucent 135-3271 translucent Lexan † See page P for legends</p>	135-0410-1431-301 135-0410-1471-301 135-0410-3271-301	135-1310-1431-301 135-1310-1471-301 135-1310-3271-301	135-5710-1431-301 135-5710-1471-301 135-5710-3271-301	135-9110-1431-102 135-9110-1471-102 135-9110-3271-102

\*These units are designed for commercial application where military standards are not required.

† For use with lamps rated over 2 watts.

Order complete with lamp to be assured of receiving the indicator light and correct lamp together for immediate use.

Part numbers shown in gray are normally in inventory at your Dialight Distributor.