

# SERIES 320 SWITCHES

## TACT SWITCHES



E-SWITCH®



### FEATURES & BENEFITS

- ▶ Multiple cap & color options
- ▶ High reliability dome technology
- ▶ Excellent tactile feedback

### APPLICATIONS/MARKETS

- ▶ Telecommunications
- ▶ Networking
- ▶ Computers/servers
- ▶ Performance audio
- ▶ Instrumentation
- ▶ Low power on/off designs
- ▶ External hard drives and modems

### SPECIFICATIONS

Contact Rating:	25mA @ 50 VDC
Life Expectancy:	1,000,000 cycles min.
Contact Resistance:	50mΩ, max. initial @ 2-4 VDC, 100mA
Insulation Resistance:	1,000MΩ min.
Dielectric Strength:	>500 VAC rms at sea level
Actuation Force:	135 ± 50 gf
Operating Temperature:	-20°C to 70°C
Travel:	.6mm Typ.

### MATERIALS

Housing:	Nylon 4/6
Cover/Cap:	ABS or Polycarbonate
Dome Contact:	Gold over stainless steel
Terminals/Contacts:	Silver plated copper alloy



### HOW TO ORDER

CAP STYLE	CIRCUIT	CAP COLOR	ADDITIONAL CAP (Fits over cap styles 320.02 & 320.03 only.)	CAP COLOR
<input type="checkbox"/> <input type="checkbox"/> <input type="checkbox"/> <input type="checkbox"/> <input type="checkbox"/> <input type="checkbox"/>	<input type="checkbox"/> <input type="checkbox"/> <input type="checkbox"/>	<input type="checkbox"/> <input type="checkbox"/> <input type="checkbox"/>	<input type="checkbox"/> <input type="checkbox"/> <input type="checkbox"/> <input type="checkbox"/> <input type="checkbox"/> <input type="checkbox"/> <input type="checkbox"/> <input type="checkbox"/>	<input type="checkbox"/> <input type="checkbox"/> <input type="checkbox"/>
320 320.01 320.02 320.03 320.04 320.22 320.08* 320.09* 320.094* 320.2 320.21	E11 (SPST)	BLK = Black GRY = Grey YEL = Yellow BLU = Blue GRN = Green WHT = White RED = Red	See Cap Section	



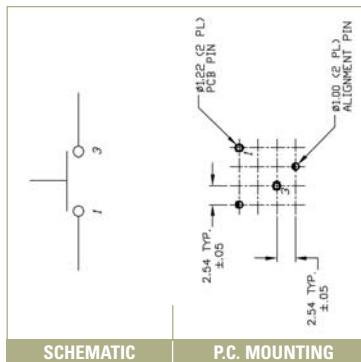
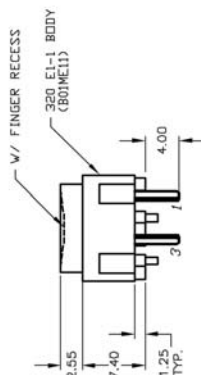
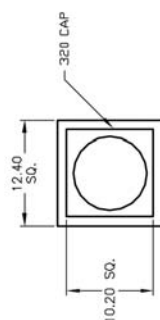
### Example Ordering Number

320.08-E1-1-YEL

\*Note: Assembled using the 320.02 plungered cap.

Specifications subject to change without notice.

## 320



# SERIES 320 SWITCHES

## TACT SWITCHES

TACT SWITCHES

### 320.01



NAVIGATION SWITCHES

PUSHBUTTON SWITCHES

TOGGLE SWITCHES

### 320.02



ROCKER SWITCHES

SLIDE SWITCHES

### 320.03

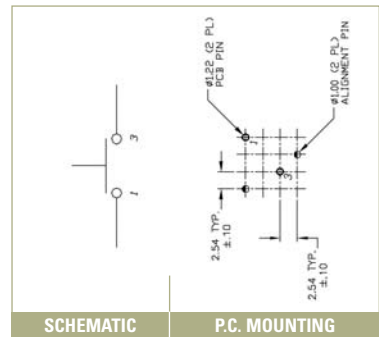
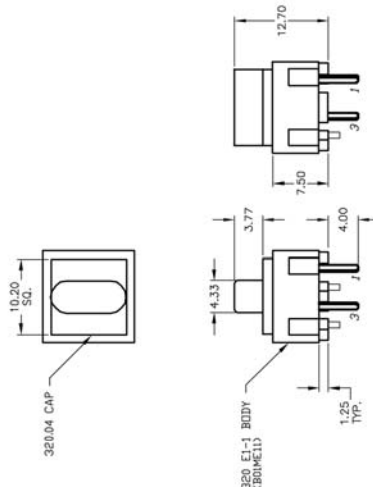


SNAP-ACTION SWITCHES

DIP SWITCHES

KEYLOCK SWITCHES

### 320.04



ROTARY SWITCHES

DETECTOR SWITCHES

CAP OPTIONS



### 320.22



SCHEMATIC

P.C. MOUNTING

### 320.2



SCHEMATIC

P.C. MOUNTING

### 320.21



SCHEMATIC

P.C. MOUNTING