



SERIES R4 SWITCHES

ROCKER SWITCHES - ILLUMINATED



FEATURES & BENEFITS

- ▶ Fully illuminated actuator option
- ▶ Neon & incandescent lamp options

APPLICATIONS/MARKETS

- ▶ Industrial
- ▶ Audio/visual
- ▶ Lighting ballast

SPECIFICATIONS

Contact Rating*:	Versions D,G,I - 10A @ 250V, 15A @ 125V AC Versions A,B,C,E,F,H,J-16A @ 250V, 20A @ 125V AC
Life Expectancy (Mechanical):	30,000 cycles
Life Expectancy (Electrical):	6,000 cycles
Contact Resistance:	20 mΩ max. typical initial @ 2-4 VDC
Insulation Resistance:	>1,000MΩ
Dielectric Strength:	>1,500V 1 minute between terminals
Safety Std. Approval:	UL, VDE
Operating Temp:	-20°C to 55°C

MATERIALS

Body:	Nylon 6/6 (UL94 V-2)
Rocker:	Nylon 6/6 (UL94 V-2)
Contact Surface:	Silver over nickel alloy
Terminal:	Silver plated copper alloy
Illuminated Rockers:	Neon lamp or Incandescent bulb

HOW TO ORDER

SERIES	CIRCUIT	HOUSING COLOR	ACTUATOR COLOR	DOT LENS COLOR	MARKING	TERMINATION	LAMP VOLTAGE
R4	See Below	BLK = Black WHT= White GRY = Grey	BLK = Black WHT= White RED = Red RIL = Red ILL.* GIL = Green ILL.* YIL = Yellow ILL.*	RED = Red** GRN = Green** YEL = Yellow**	A B C D E F G H I J K L	F = Faston	0 = No Lamp 1 = 125V AC ¹ 2 = 250V AC ¹ 3 = 12V DC ² 4 = 24V DC ² ¹ Neon Bulb ² Incandescent Bulb
CIRCUIT CODE:							
A = SPST On-Off							
B = SPST On-Off Dot Illuminated							
C = SPDT On-On							
D = SPDT On-Off-On							
E = SPDT On-(On)							
F = SPST Off-(On)							
G = SPDT (On)-Off-(On)							
H = SPST On-(Off)							
I = SPDT On-Off-(On)							
J = SPST On-Off Fully Illuminated							
() = Momentary							



Example Ordering Number

R4-B-BLK-BLK-YEL-E-F-2

* To be used with the "J" circuit only

** To be used with the "B" circuit only

Specifications subject to change without notice.



SERIES R4 SWITCHES

ROCKER SWITCHES - ILLUMINATED

TACT SWITCHES

NAVIGATION SWITCHES

PUSHBUTTON SWITCHES

TOGGLE SWITCHES

ROCKER SWITCHES

SLIDE SWITCHES

SNAP-ACTION SWITCHES

DIP SWITCHES

KEYLOCK SWITCHES

ROTARY SWITCHES

DETECTOR SWITCHES

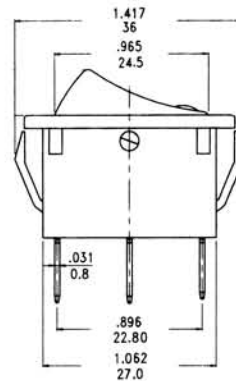
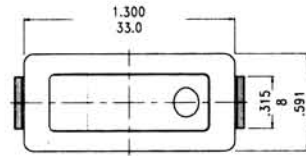
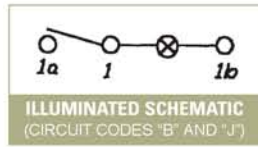
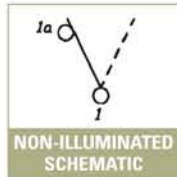
CAP OPTIONS

SPST



Circuit Code	POS 1	POS 2
A	ON	OFF
B	ON	OFF
F	(ON)	OFF
H	ON	(OFF)
J	ON	OFF
Term. Comm.	1-1a	OPEN

() = Momentary

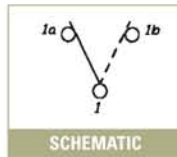


SPDT



Circuit Code	POS 1	POS 2	POS 3
C	ON	NONE	ON
D	ON	OFF	ON
E	ON	NONE	(ON)
G	(ON)	OFF	(ON)
I	ON	OFF	(ON)
Term. Comm.	1-1a	OPEN	1-1b

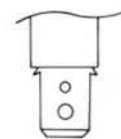
() = Momentary



NOTE: Illumination not available for SPDT versions.

TERMINATION OPTIONS

F FASTON



0.81 (.032) THK terminals designed for Quick Connect connectors available from AMP Industries, Harrisburg, PA 17105. (Or equivalent).

Panel Cut Out

Panel Thickness	X
.75-1.25	29.65 ± .05
[.028 - .049 in]	[1.167 ± .002 in]
1.25 - 2.00	30.15 ± .05
[.049 - .079 in]	[1.187 ± .002 in]
2.00 - 3.00	30.50 ± .05
[.079 - .118 in]	[1.201 ± .002 in]

PANEL MOUNTING

MARKING OPTIONS

