



SERIES TL 2201 SWITCHES

PUSHBUTTON SWITCHES - SUB MINIATURE



FEATURES & BENEFITS

- ▶ Momentary & latching designs
- ▶ Long travel

APPLICATIONS/MARKETS

- ▶ Telecommunications
- ▶ Networking
- ▶ Computers/servers
- ▶ Performance audio
- ▶ Instrumentation
- ▶ Low power on/off designs
- ▶ External hard drives and modems

SPECIFICATIONS

Contact Rating:	100mA@30 VDC
Life Expectancy:	10,000 cycles
Contact Resistance:	100mΩ max.
Insulation Resistance:	100MΩ min.
Dielectric Strength:	500 VAC
Actuation Force:	See individual model
Travel:	See individual model

MATERIALS

Housing:	PBT
Actuator:	Acetal
Cover:	Acetal
Contacts:	Silver plated phosphor bronze
Terminals:	Silver plated copper alloy
Spring:	Stainless steel
Latching Pin:	Stainless steel



HOW TO ORDER

SERIES	MODEL NO.	MECHANICAL CONFIGURATION	ACTUATOR ("L" Dimension)	TERMINATION	CAP (Where Avail.)	CAP COLOR
TL	2230 2285	EE = Latching OA = Momentary	(None) = Std.	(None) = Std.	See Cap Section	
TL	2201 = DPDT 4201 = 4PDT	EE = Latching OA = Momentary	X Y Z	A B	See Cap Section	
	2202* 2203	EE = Latching OA = Momentary				



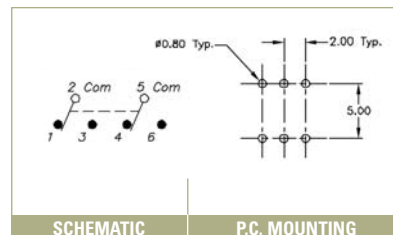
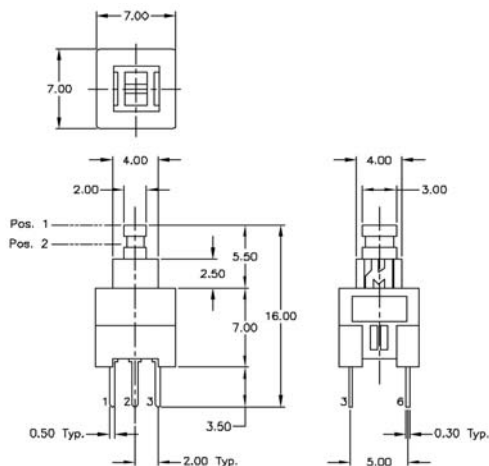
Example Ordering Number

TL-2201-EE-Y-B-.09-BLK

***Note: TL 2202 is an MBB (shorting) version.**

Specifications subject to change without notice.

TL 2230





SERIES TL 2201 SWITCHES

PUSHBUTTON SWITCHES - SUB MINIATURE

TACT SWITCHES

NAVIGATION SWITCHES

PUSHBUTTON SWITCHES

TOGGLE SWITCHES

ROCKER SWITCHES

SLIDE SWITCHES

SNAP-ACTION SWITCHES

DIP SWITCHES

KEYLOCK SWITCHES

ROTARY SWITCHES

DETECTOR SWITCHES

CAP OPTIONS

TL 2285



SCHEMATIC

P.C. MOUNTING

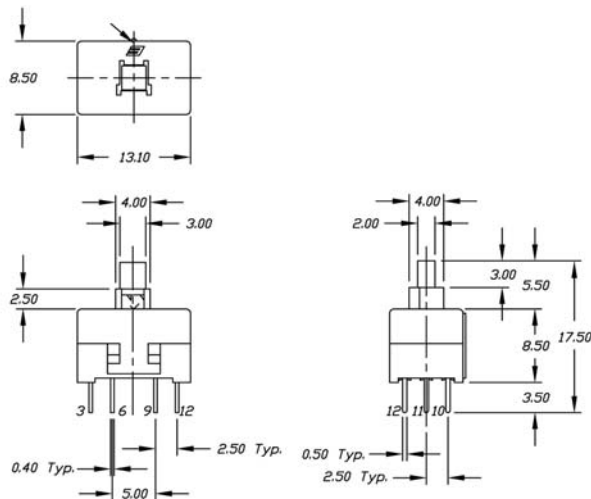
TL 2201



SCHEMATIC

P.C. MOUNTING

TL 4201

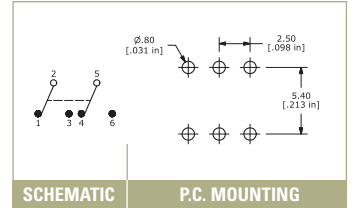


SCHEMATIC



P.C. MOUNTING

TL 2202

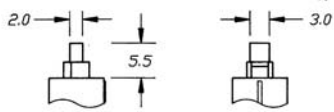


TL 2203



ACTUATOR OPTIONS – TL 2201 & TL 4201

X



See Cap Section

Y



See Cap Section

Z



See Cap Section

TERMINATION OPTIONS – TL 2201 & TL 4201

A



B

