



SERIES 320 SWITCHES

TACT SWITCHES



FEATURES & BENEFITS

- ▶ Multiple cap & color options
- ▶ High reliability dome technology
- ▶ Excellent tactile feedback

APPLICATIONS/MARKETS

- ▶ Telecommunications
- ▶ Networking
- ▶ Computers/servers
- ▶ Performance audio
- ▶ Instrumentation
- ▶ Low power on/off designs
- ▶ External hard drives and modems

SPECIFICATIONS

Contact Rating:	25mA @ 50 VDC
Life Expectancy:	1,000,000 cycles min.
Contact Resistance:	50mΩ, max. initial @ 2-4 VDC, 100mA
Insulation Resistance:	1,000MΩ min.
Dielectric Strength:	>500 VAC rms at sea level
Actuation Force:	135 ± 50 gf
Operating Temperature:	-20°C to 70°C
Travel:	.6mm Typ.

MATERIALS

Housing:	Nylon 4/6
Cover/Cap:	ABS or Polycarbonate
Dome Contact:	Gold over stainless steel
Terminals/Contacts:	Silver plated copper alloy



HOW TO ORDER

CAP STYLE	CIRCUIT	CAP COLOR	ADDITIONAL CAP (Fits over cap styles 320.02 & 320.03 only.)	CAP COLOR
<input type="checkbox"/> <input type="checkbox"/> <input type="checkbox"/> <input type="checkbox"/> <input type="checkbox"/> <input type="checkbox"/> <input type="checkbox"/>	<input type="checkbox"/> <input type="checkbox"/> <input type="checkbox"/>	<input type="checkbox"/> <input type="checkbox"/> <input type="checkbox"/>	<input type="checkbox"/> <input type="checkbox"/> <input type="checkbox"/> <input type="checkbox"/> <input type="checkbox"/> <input type="checkbox"/> <input type="checkbox"/> <input type="checkbox"/> <input type="checkbox"/> <input type="checkbox"/>	<input type="checkbox"/> <input type="checkbox"/> <input type="checkbox"/>
320 320.01 320.02 320.03 320.04 320.22 320.08* 320.09* 320.094* 320.2 320.21	E11 (SPST)	BLK = Black GRY = Grey YEL = Yellow BLU = Blue GRN = Green WHT = White RED = Red	See Cap Section	



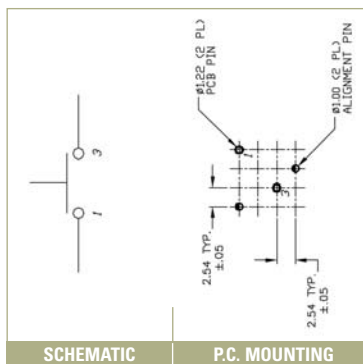
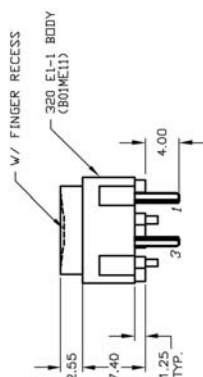
Example Ordering Number

320.08-E1-1-YEL

*Note: Assembled using the 320.02 plungered cap.

Specifications subject to change without notice.

320



SERIES 320 SWITCHES

TACT SWITCHES

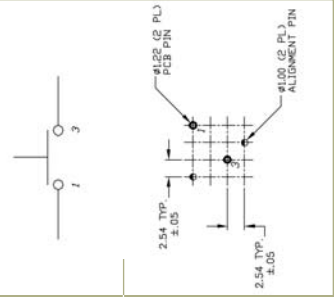
TACT SWITCHES

320.01



SCHEMATIC

P.C. MOUNTING



NAVIGATION SWITCHES

PUSHBUTTON SWITCHES

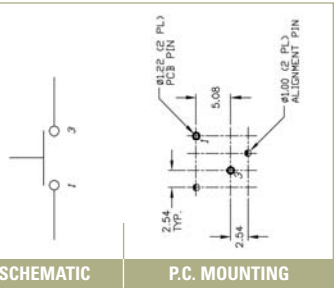
TOGGLE SWITCHES

320.02



SCHEMATIC

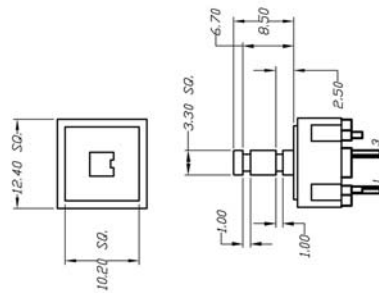
P.C. MOUNTING



ROCKER SWITCHES

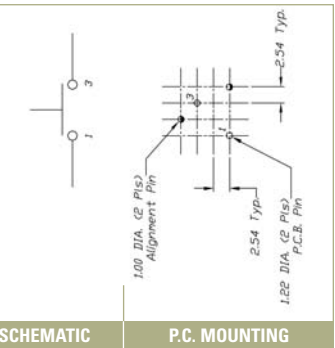
SLIDE SWITCHES

320.03



SCHEMATIC

P.C. MOUNTING

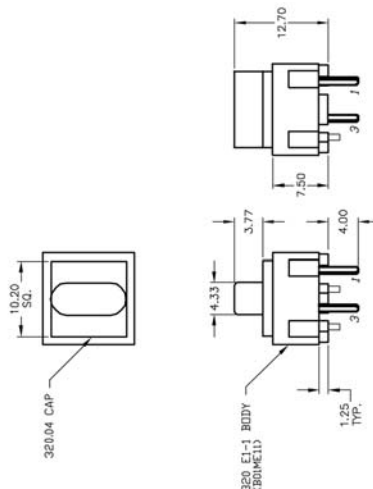


SNAP-ACTION SWITCHES

DIP SWITCHES

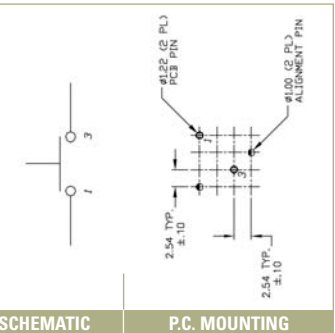
KEYLOCK SWITCHES

320.04



SCHEMATIC

P.C. MOUNTING



ROTARY SWITCHES

DETECTOR SWITCHES

CAP OPTIONS



320.22



320.2



320.21



TACT SWITCHES

NAVIGATION SWITCHES

PUSHBUTTON SWITCHES

TOGGLE SWITCHES

ROCKER SWITCHES

SLIDE SWITCHES

SNAP-ACTION SWITCHES

DIP SWITCHES

KEYLOCK SWITCHES

ROTARY SWITCHES

DETECTOR SWITCHES

CAP OPTIONS