



KAP SERIES DIP SWITCH


ANTI-VANDAL SWITCHES
 DETECTOR SWITCHES
 DIP SWITCHES
 KEYLOCK SWITCHES
 NAVIGATION SWITCHES
 PUSHBUTTON SWITCHES
 ROCKER SWITCHES
 ROTARY SWITCHES
 SLIDE SWITCHES
 SNAP ACTION SWITCHES
 TACTILE SWITCHES
 TOGGLE SWITCHES
 CAP OPTIONS



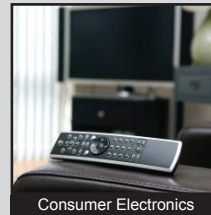
APPLICATIONS / MARKETS



Garage Door Openers



Computer Peripherals



Consumer Electronics



Instrumentation



Telecommunication



Medical Equipment

RoHS

SPECIFICATIONS

Electrical Rating: 100mA @ 50VDC Non-Switching
 25mA @ 24VDC Switching
Life Expectancy: 2,000 Cycles
Contact Resistance: 100mΩ Max.
Insulation Resistance: 100 MΩ Min. at 500VDC
Dielectric Strength: 100VAC for 1 min.
Operating Temperature: -20°C to 85°C
Storage Temperature: -40°C to 85°C
Travel: 2.0mm Typical
Contact Arrangement: SPST each position

FEATURES & BENEFITS

- Piano style through hole (PCB Pin) termination
- From 2 to 12 positions
- Top seal optional
- Tube packaging

PART NUMBER CONFIGURATOR

P Series

 KA

Model No.

 P - Piano Type

Termination

 1 - PC Pin

Circuit

 1 - SPST

No. of Positions

 02 - 2 positions
 03 - 3 positions
 04 - 4 positions
 05 - 5 positions
 06 - 6 positions
 07 - 7 positions
 08 - 8 positions
 09 - 9 positions
 10 - 10 positions
 12 - 12 positions

Actuator

 R - Recessed Actuator Top Side Off
 E - Extended Actuator Top Side Off

Seal

 None - Standard Unsealed
 T - Top Tape Sealed

Switches are supplied in standard IC tubes with all poles in the "OFF" position

Specifications subject to change without notice



E-SWITCH®

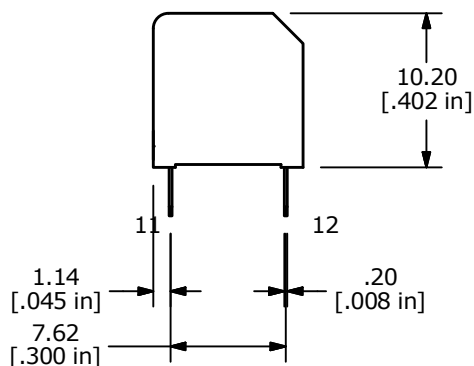
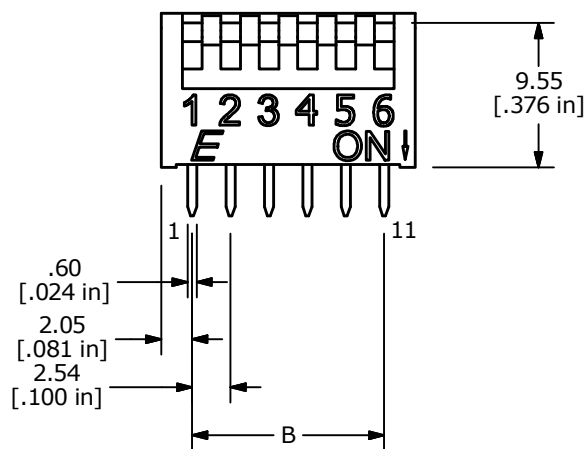
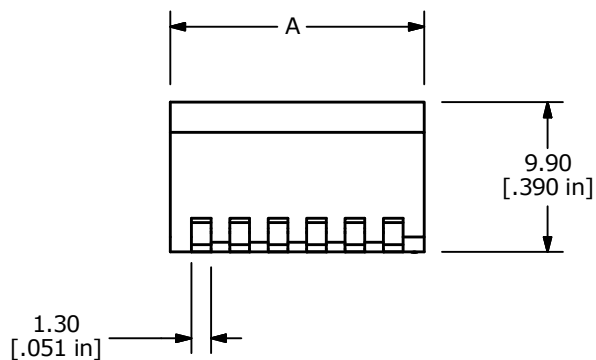
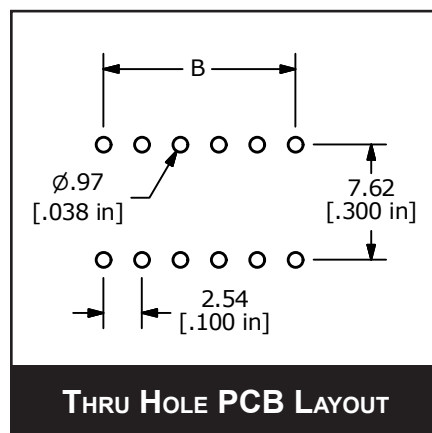
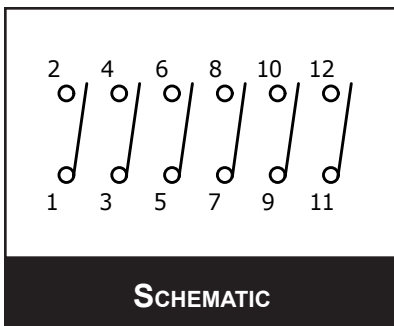
www.e-switch.com

800.867.2717

1

KAP SERIES DIP SWITCH

BODY DIMENSIONS/ POSITION OPTIONS



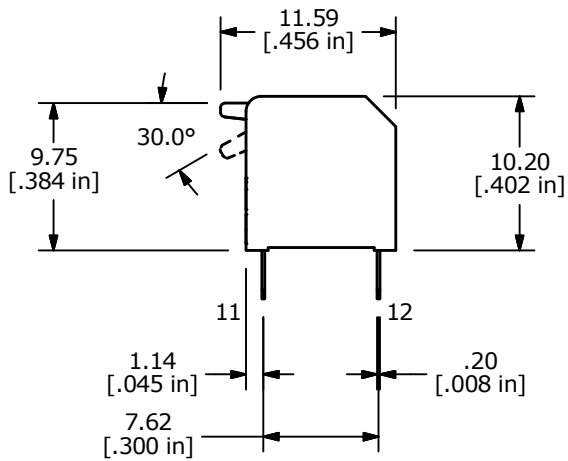
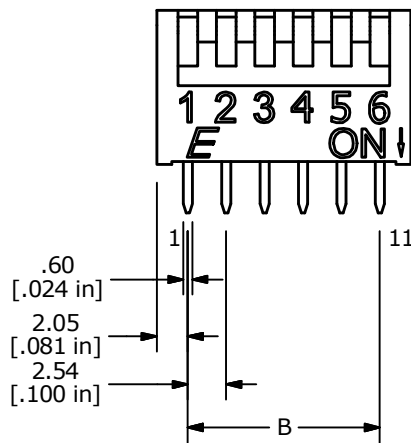
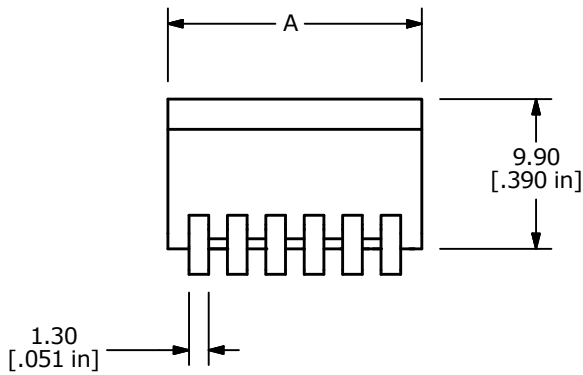
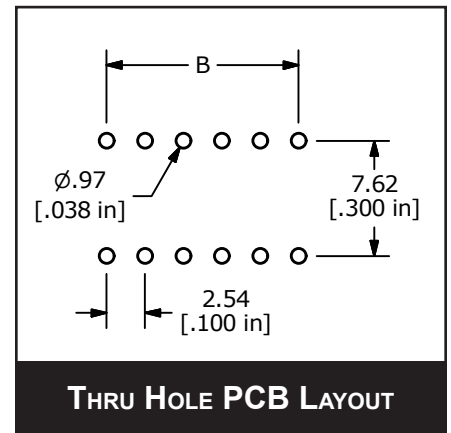
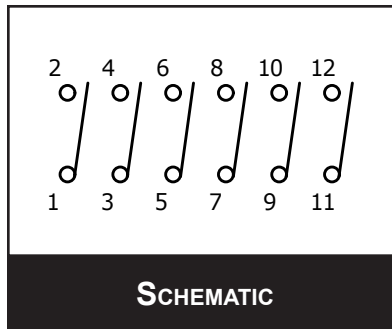
SHOWN WITH
R - RECESSED ACTUATOR
TOP SIDE OFF

POSITIONS	2	3	4	5	6	7	8	9	10	12
DIM A	6.64 [.261]	9.18 [.361]	11.72 [.461]	14.26 [.561]	16.8 [.661]	19.34 [.761]	21.88 [.861]	24.42 [.961]	26.96 [1.061]	32.04 [1.261]
DIM B	2.54 [.100]	5.08 [.200]	7.62 [.300]	10.16 [.400]	12.7 [.500]	15.24 [.600]	17.78 [.700]	20.32 [.800]	22.86 [.900]	27.94 [1.100]



KAP SERIES DIP SWITCH

BODY DIMENSIONS/ POSITION OPTIONS



SHOWN WITH
E - EXTENDED ACTUATOR
TOP SIDE OFF

POSITIONS	2	3	4	5	6	7	8	9	10	12
DIM A	6.64 [.261]	9.18 [.361]	11.72 [.461]	14.26 [.561]	16.8 [.661]	19.34 [.761]	21.88 [.861]	24.42 [.961]	26.96 [1.061]	32.04 [1.261]
DIM B	2.54 [.100]	5.08 [.200]	7.62 [.300]	10.16 [.400]	12.7 [.500]	15.24 [.600]	17.78 [.700]	20.32 [.800]	22.86 [.900]	27.94 [1.100]

