

SERIES MS SWITCHES

SNAP ACTION SWITCHES - MINIATURE



SPECIFICATIONS

Contact Rating:	Gold .4VA max. @ 20 VDC or VAC Max. 5 Amps @ 125/250 VAC-UL, CUL 5 (1) Amp, 250 VAC VDE
Life Expectancy:	50,000 cycles minimum
Mechanical Life:	1,000,000 cycles typical
Insulation Resistance:	100 MΩ min.
Dielectric Strength:	1,000 VAC for 60 seconds
Operating Temperature:	-25° C to 85° C (std)
Operating Force:	See Chart

MATERIALS

Switch Housing:	High Temperature PBT (UL94 V-0)
Actuator Button:	High Temperature PBT (UL94 V-0)
Contacts:	Silver (std) or Gold
Terminals:	Copper Alloy

FEATURES & BENEFITS

- ▶ Available in gold & 5 amp versions
- ▶ Wide variety of actuator, operating force & termination options

APPLICATIONS/MARKETS

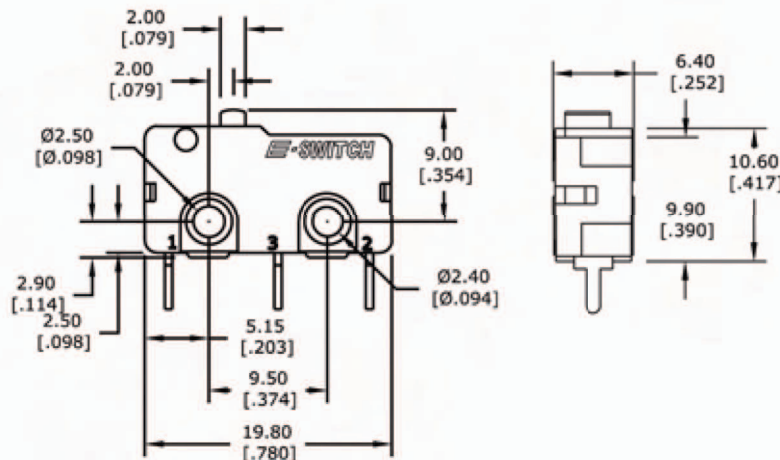
- ▶ Appliance
- ▶ Timing controls
- ▶ Vending machines
- ▶ Gaming
- ▶ Industrial controls
- ▶ Power tools

HOW TO ORDER

SERIES	OPERATING TEMP.	CURRENT RATING	ACTUATOR	OPERATING FORCE	TERMINATION	CIRCUIT
MS	085 = 85C	R1 = Gold 05 = 5A	See Chart	See Chart	S1 = Solder Lug C1 = 0.110" Quick Connect P1 = PCB Pin V1 = Right Angle PCB Pin V2 = Left Angle PCB Pin	A = SPDT C = SPST NO

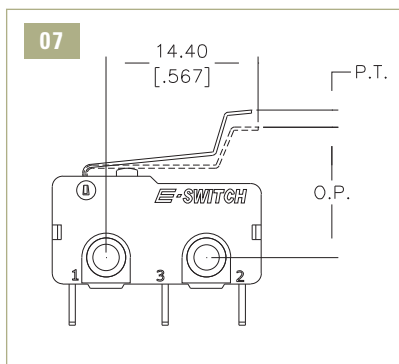
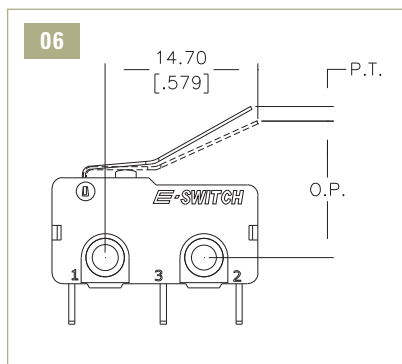
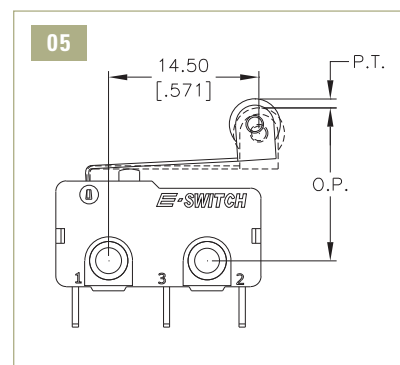
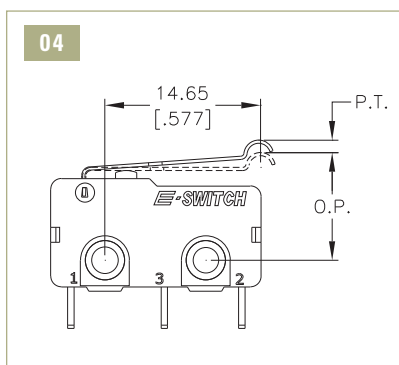
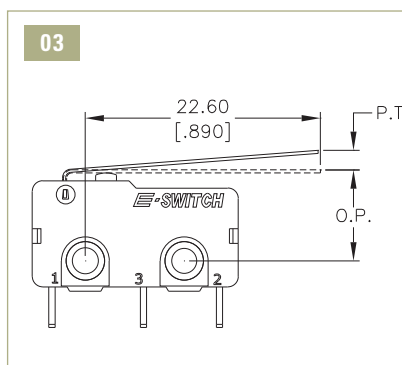
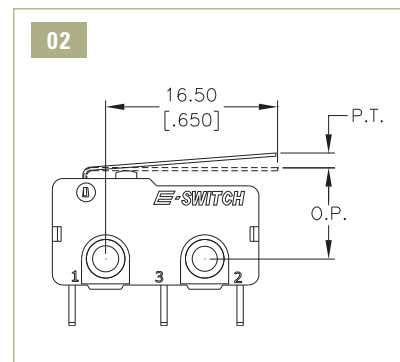
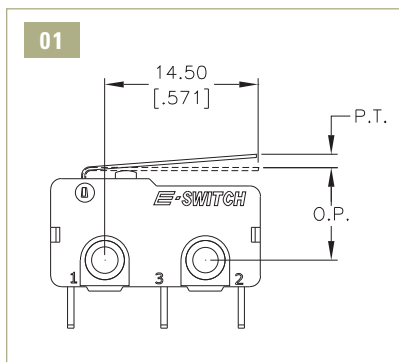
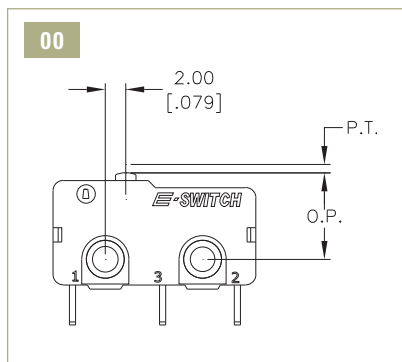
▶ ▶ ▶ Example Ordering Number
MS-085-R1-00-F130-S1-A

Specifications subject to change without notice.





ACTUATOR OPTIONS



TACT SWITCHES

NAVIGATION SWITCHES

PUSHBUTTON SWITCHES

TOGGLE SWITCHES

ROCKER SWITCHES

SLIDE SWITCHES

SNAP-ACTION SWITCHES

DIP SWITCHES

KEYLOCK SWITCHES

ROTARY SWITCHES

DETECTOR SWITCHES

CAP OPTIONS

Actuator	ACTUATOR AND OPERATING FORCE CHART									
	Actuation/Return Force									
00	60+/-25	80+/-25	95+/-30	115+/-40	130+/-40	150+/-40	175+/-45	190+/-45	250+/-50	295+/-55
01	20+/-8	25+/-12	30+/-12	35+/-20	40+/-20	45+/-20	50+/-20	55+/-25	70+/-25	85+/-30
02	15+/-6	20+/-8	25+/-12	30+/-12	35+/-20	40+/-20	45+/-20	50+/-20	65+/-25	75+/-25
03	10+/-5	15+/-6	20+/-8	25+/-12	30+/-12	35+/-20	40+/-20	55+/-25	60+/-25	---
04	15+/-6	20+/-8	25+/-12	30+/-12	35+/-20	40+/-20	45+/-20	50+/-20	65+/-25	75+/-25
05	15+/-6	20+/-8	25+/-12	30+/-12	35+/-20	40+/-20	45+/-20	50+/-20	65+/-25	75+/-25
06	15+/-6	20+/-8	25+/-12	30+/-12	35+/-20	40+/-20	45+/-20	50+/-20	65+/-25	75+/-25
07	15+/-6	20+/-8	25+/-12	30+/-12	35+/-20	40+/-20	45+/-20	50+/-20	65+/-25	75+/-25

Actuator	Pre-Travel	Operating Position
00	1.1 max	8.5+/-0.3
01	3.6 max	9.1+/-0.8
02	3.8 max	9.1+/-0.8
03	4.4 max	9.5+/-0.8
04	3.2 max	10.9+/-1.0
05	4.0 max	14.9+/-1.0
06	4.1 max	13.9+/-1.5
07	5.0 max	12.5+/-1.5

PT= Pretravel OP= Operating Point OT= Over Travel



SERIES MS SWITCHES

SNAP ACTION SWITCHES - MINIATURE

TACT
SWITCHES

NAVIGATION
SWITCHES

PUSHBUTTON
SWITCHES

TOGGLE
SWITCHES

ROCKER
SWITCHES

SLIDE
SWITCHES

SNAP-ACTION
SWITCHES

DIP
SWITCHES

KEYLOCK
SWITCHES

ROTARY
SWITCHES

DETECTOR
SWITCHES

CAP
OPTIONS

TERMINATION OPTIONS

S1 SOLDER LUG



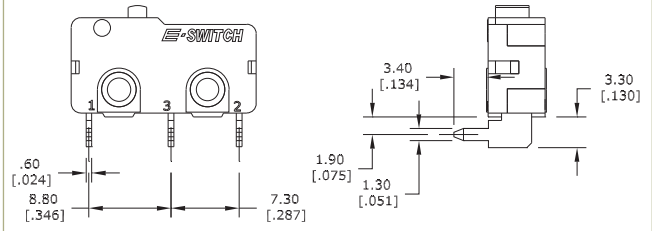
V1 RIGHT ANGLE PCB PIN



C1 0.110" QUICK CONNECT



V2 LEFT ANGLE PCB PIN



P1 PCB TERMINALS

