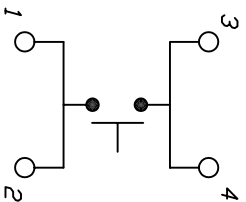
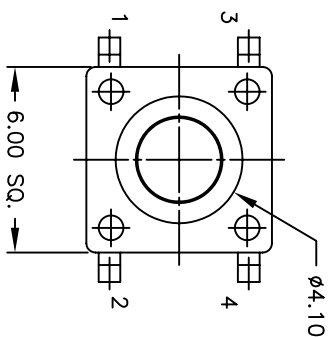
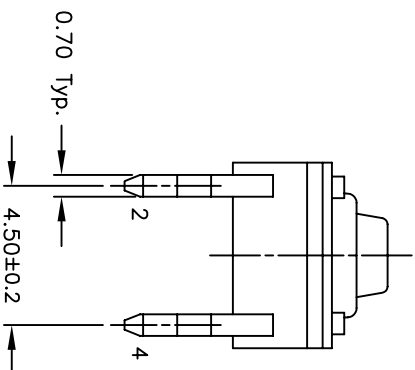
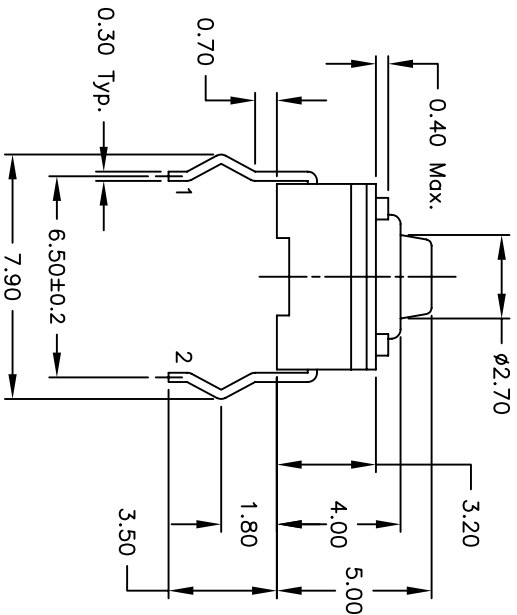


RECOMMENDED P.C.B. LAYOUT



CIRCUIT: SPST
CONTACT CONFIGURATION



- NOTES:
1. ALL DIMENSIONS IN MM
 2. GENERAL TOLERANCE: 0.0=±0.4
0.00=±0.25
 3. TERM. NOS. FOR REF. ONLY
 4. CONTACT RESISTANCE: 100 Ohms max.
 5. OPERATING FORCE: 220±100gf.
 6. TRAVEL: 0.35±0.2mm
 7. PACKAGED: BULK

E	15377	REMOVED SEAL PROCESS INFO	10/11/05	PH
D	12599	REVISED DESC. ADD NOTE 8	11/27/02	CJB
C	11678	REVISED OPERATING FORCE	9/26/01	CJB
REV.	ECN No.	DESCRIPTION	DATE	CHKD

TITLE		WT 1105A F220 Q E		
SCALE	DATE	DR	DWG	REV
4:1	2/15/01	CJB	P010374	E

E-SWITCH®

THE INFORMATION CONTAINED IN THIS DOCUMENT IS PROPRIETARY TO E-SWITCH AND IS NOT TO BE COPIED OR TRANSFERRED