



# SERIES TL 3301 SWITCHES

TACT SWITCHES SMT - 6mm x 6mm



## SPECIFICATIONS

Contact Rating:	50mA @ 12 VDC
Life Expectancy:	100,000 cycles typical
Contact Resistance:	100mΩ max. initial @ 2-4 VDC 100mA for both silver and gold plated contacts
Insulation Resistance:	100MΩ min.
Dielectric Strength:	250 VAC
Actuation Force:	100 ± 50 gf, 160 ± 50 gf, 260 ± 50 gf
Operating Temperature:	-20°C to 70°C
Travel:	0.25 Typ

### FEATURES & BENEFITS

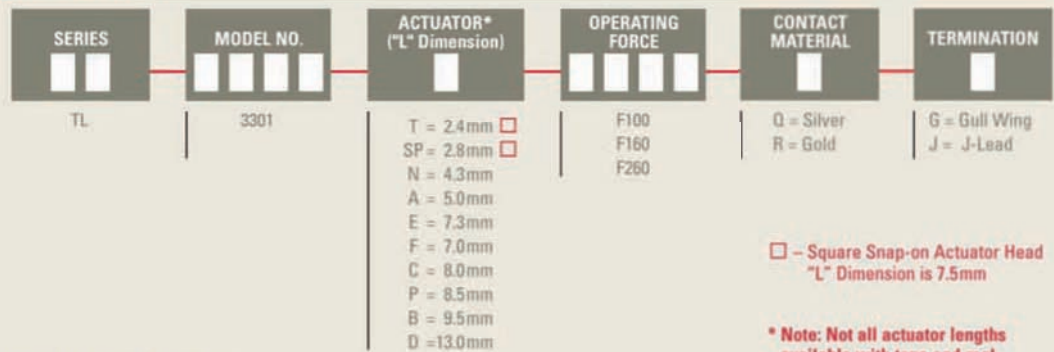
- ▶ SMT Design
- ▶ Compatible with lead-free soldering

### APPLICATIONS/MARKETS

- ▶ Telecommunications
- ▶ Consumer Electronics
- ▶ Audio/visual
- ▶ Medical
- ▶ Testing/instrumentation
- ▶ Computer/servers/peripherals



## HOW TO ORDER



**Example Ordering Number**  
TL-3301-N-F160-Q-J

\* Note: Not all actuator lengths available with tape and reel packaging. Please contact E-Switch to confirm availability.

Specifications subject to change without notice.

TACT SWITCHES

NAVIGATION SWITCHES

PUSHBUTTON SWITCHES

TOGGLE SWITCHES

ROCKER SWITCHES

SLIDE SWITCHES

SNAP-ACTION SWITCHES

DIP SWITCHES

KEYLOCK SWITCHES

ROTARY SWITCHES

DETECTOR SWITCHES

CAP OPTIONS



# SERIES TL 3301 SWITCHES

## TACT SWITCHES SMT - 6mm x 6mm

TACT SWITCHES

NAVIGATION SWITCHES

PUSHBUTTON SWITCHES

TOGGLE SWITCHES

ROCKER SWITCHES

SLIDE SWITCHES

SNAP-ACTION SWITCHES

DIP SWITCHES

KEYLOCK SWITCHES

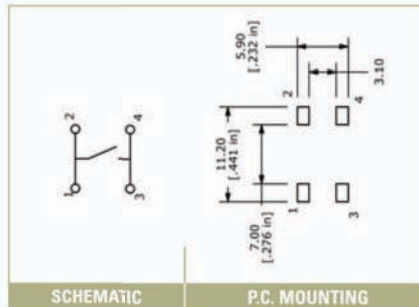
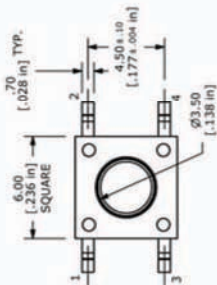
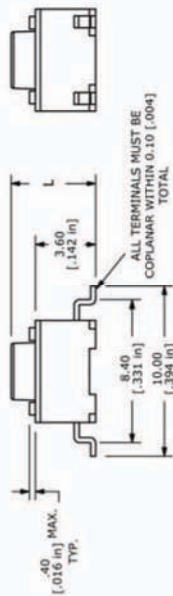
ROTARY SWITCHES

DETECTOR SWITCHES

CAP. OPTIONS

### TL 3301

#### GULL WING TERMINATION

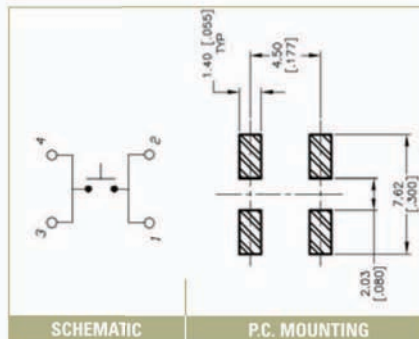
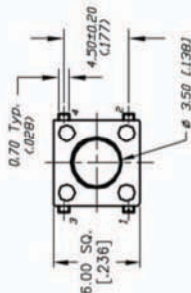
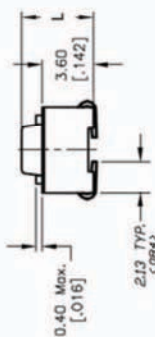


SCHEMATIC

P.C. MOUNTING

### TL 3301

#### J-LEAD TERMINATION



SCHEMATIC

P.C. MOUNTING