

1K2

For other options or further information please contact your local sales office.


Product Profile

The 1K2 Series is recommended for all PCB applications and is the most compact changeover switch on the market.

Technical data see page 175

- Miniature single-pole changeover slide switch
- Ideal as a jumper replacement
- Highly compact with 2.54 mm pitch pins
- End and side by side stackable at 2.54 mm pitch
- Straight and right angled versions
- High reliability
- Gold contact as standard
- Fully sealed base suitable for solvent cleaning
- Raised actuator version suitable for through-panel operation

Changeover switch



1K2 changeover switch, PCB mount

Part No.	Slider	Orientation	Contact Material
09.03290.01	Extended (black)	Straight	Standard Gold plated
09.10290.01	Extended (black)	Right Angled	Standard Gold plated
09.03201.02	Low Profile (red)	Straight	Standard Gold plated
09.10201.02	Low Profile (red)	Right Angled	Standard Gold plated
19.03201.01	Low Profile (red)	Straight	Tropicalised Gold plated

Actuator position is opposite of switch contact

Change over slide switch

Material

Material of contact

0.4 µm Au/Ni (standard version)
2 µm Au/Ni (tropicalized version)

Mechanical characteristics

Terminals

0.4 µm Au/Ni (standard version)
2 µm Au/Ni (tropicalized version)

Actuating travel

1.6 mm nominal

Mechanical lifetime

10 000 operations

Resistance to heat of soldering

at 250 °C, 5 sec.

Electrical characteristics

Operating voltage/-current

Nominal 12V, 500mA
Maximum voltage 24V
Minimum voltage 10mV, 1mA

Isolation resistance

>10 000MΩ at 100VDC

Contact resistance

<22mΩ

Electrical life

1 000 operations nominal

Switch rating

6W

Electric strength

250Vrms, 50Hz

Environmental conditions

Operating temperature

-40 °C ... +85 °C

Climate resistance

Damp heat steady:
4 days,
21 days (tropicalised version),
as per IEC 60512-6-11c

Saline mist:

24 hours
96 hours (tropicalised version),
as per IEC 60512-6-11f

Shock resistance

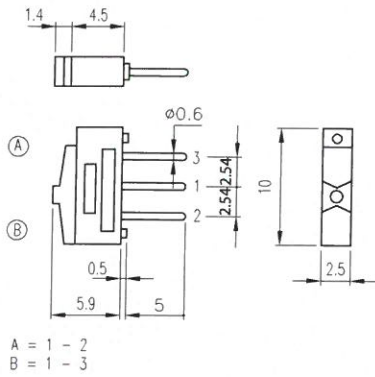
50g, 11 ms, as per IEC 60512-4-6c

Resistance to vibrations

10 ... 500Hz, 10g, as per IEC 60512-4-6d

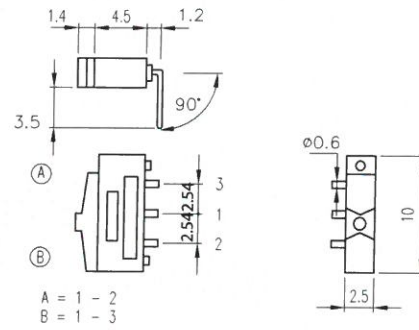
1K2

Low Profile Straight



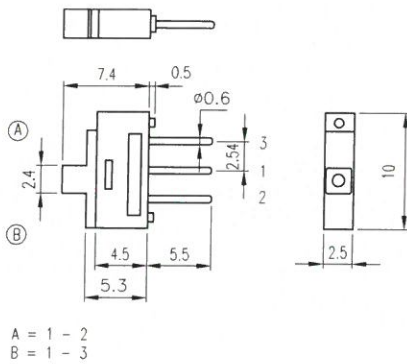
1K2

Low Profile Right Angle



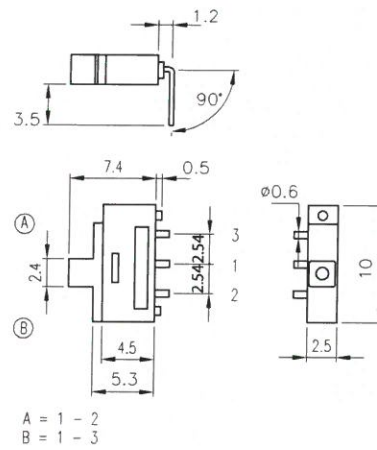
1K2

Extended Straight



1K2

Extended Right Angle



1K2 Layout

