

## Film Capacitors

EMI Suppression Capacitors (MKP)  
Not for new design

**Series/Type:**        **B32921A/B/T ...**  
                              **B32926A/B/T**

**Date:**                 March 2008

The following products presented in this data sheet are being withdrawn.

Ordering Code	Substitute Product	Date of Withdrawal	Deadline Last Orders	Last Shipments
B32924A2225K189	B32924F3225K*	2008-11-21	2009-09-30	2009-12-31
B32924A2225K000	B32924F3225K*	2008-11-21	2009-09-30	2009-12-31
B32924A2155M289	B32924C3155M*	2008-11-21	2009-09-30	2009-12-31



Ordering Code	Substitute Product	Date of Withdrawal	Deadline Last Orders	Last Shipments
B32924A2155M189	B32924C3155M*	2008-11-21	2009-09-30	2009-12-31
B32924A2155M000	B32924C3155M*	2008-11-21	2009-09-30	2009-12-31
B32924A2105M289	B32924C3105*	2008-11-21	2009-09-30	2009-12-31
B32924A2105M189	B32924C3105*	2008-11-21	2009-09-30	2009-12-31
B32924A2105M000	B32924C3105*	2008-11-21	2009-09-30	2009-12-31
B32924A2105K289	B32924C3105*	2008-11-21	2009-09-30	2009-12-31
B32924A2105K189	B32924C3105*	2009-11-21	2009-09-30	2009-12-31
B32924A2105K000	B32924C3105*	2008-11-21	2009-09-30	2009-12-31
B32923B2684M289	B32923C3684*	2008-11-21	2009-09-30	2009-12-31
B32923B2684M189	B32923C3684*	2008-11-21	2009-09-30	2009-12-31
B32923B2684M000	B32923C3684*	2008-11-21	2009-09-30	2009-12-31
B32923B2684K289	B32923C3684*	2008-11-21	2009-09-30	2009-12-31
B32923B2684K189	B32923C3684*	2008-11-21	2009-09-30	2009-12-31
B32923B2684K000	B32923C3684*	2008-11-21	2009-09-30	2009-12-31
B32923B2474M289	B32923C3474*	2008-11-21	2009-09-30	2009-12-31
B32923B2474M189	B32923C3474*	2008-11-21	2009-09-30	2009-12-31
B32923B2474M000	B32923C3474*	2008-11-21	2009-09-30	2009-12-31
B32923B2474K289	B32923C3474*	2008-11-21	2009-09-30	2009-12-31
B32923B2474K189	B32923C3474*	2008-11-21	2009-09-30	2009-12-31
B32923B2474K000	B32923C3474*	2008-11-21	2009-09-30	2009-12-31
B32923A2684M289	B32923C3684*	2008-11-21	2009-09-30	2009-12-31
B32923A2684M189	B32923C3684*	2008-11-21	2009-09-30	2009-12-31
B32923A2684M000	B32923C3684*	2008-11-21	2009-09-30	2009-12-31
B32923A2474M189	B32923C3474*	2008-11-21	2009-09-30	2009-12-31
B32923A2474M000	B32923C3474*	2008-11-21	2009-09-30	2009-12-31
B32923A2334M289	B32923C3334M*	2008-11-21	2009-09-30	2009-12-31
B32923A2334M189	B32923C3334M*	2008-11-21	2009-09-30	2009-12-31
B32923A2334M000	B32923C3334M*	2008-11-21	2009-09-30	2009-12-31
B32923A2334K289	B32923D3334K*	2008-11-21	2009-09-30	2009-12-31
B32923A2334K189	B32923D3334K*	2008-11-21	2009-09-30	2009-12-31
B32923A2334K000	B32923D3334K*	2008-11-21	2009-09-30	2009-12-31
B32923A2105M289	B32923C3105M	2008-11-21	2009-09-30	2009-12-31
B32923A2105M189	B32923C3105M	2008-11-21	2009-09-30	2009-12-31
B32923A2105M000	B32923C3105M	2008-11-21	2009-09-30	2009-12-31
B32922T3224M289	B32922C3224*	2008-11-21	2009-09-30	2009-12-31
B32922T3224M189	B32922C3224*	2008-11-21	2009-09-30	2009-12-31
B32922T3224M000	B32922C3224*	2008-11-21	2009-09-30	2009-12-31
B32922T3224K289	B32922C3224*	2008-11-21	2009-09-30	2009-12-31



Ordering Code	Substitute Product	Date of Withdrawal	Deadline Last Orders	Last Shipments
B32922T3224K189	B32922C3224*	2008-11-21	2009-09-30	2009-12-31
B32922T3224K000	B32922C3224*	2008-11-21	2009-09-30	2009-12-31
B32922T2334M189	B32922C3334M*	2008-11-21	2009-09-30	2009-12-31
B32922T2334M000	B32922C3334M*	2008-11-21	2009-09-30	2009-12-31
B32922T2334K189	B32922T3334K*	2008-11-21	2009-09-30	2009-12-31
B32922T2334K000	B32922T3334K*	2008-11-21	2009-09-30	2009-12-31
B32922T2224M289	B32922C3224*	2008-11-21	2009-09-30	2009-12-31
B32922T2224M189	B32922C3224*	2008-11-21	2009-09-30	2009-12-31
B32922T2224M000	B32922C3224*	2008-11-21	2009-09-30	2009-12-31
B32922T2224K289	B32922C3224*	2008-11-21	2009-09-30	2009-12-31
B32922T2224K189	B32922C3224*	2008-11-21	2009-09-30	2009-12-31
B32922T2224K000	B32922C3224*	2008-11-21	2009-09-30	2009-12-31
B32921A3103*	B32921C3103*	2008-11-21	2009-09-30	2009-12-31
B32921A2683M289	B32921C3683*	2008-11-21	2009-09-30	2009-12-31
B32921A2683M189	B32921C3683*	2008-11-21	2009-09-30	2009-12-31
B32921A2683M000	B32921C3683*	2008-11-21	2009-09-30	2009-12-31
B32921A2473M289	B32921C3473*	2008-11-21	2009-09-30	2009-12-31
B32921A2473M189	B32921C3473*	2008-11-21	2009-09-30	2009-12-31
B32921A2473M000	B32921C3473*	2008-11-21	2009-09-30	2009-12-31
B32921A2473K289	B32921C3473*	2008-11-21	2009-09-30	2009-12-31
B32921A2473K189	B32921C3473*	2008-11-21	2009-09-30	2009-12-31
B32921A2473K000	B32921C3473*	2008-11-21	2009-09-30	2009-12-31
B32921A2104M289	B32921C3104M*	2008-11-21	2009-09-30	2009-12-31
B32921A2104M189	B32921C3104M*	2008-11-21	2009-09-30	2009-12-31
B32921A2104M000	B32921C3104M*	2008-11-21	2009-09-30	2009-12-31
B32923T3334M289	B32923D3334M*	2009-06-05	2009-12-31	2010-03-31
B32923T3334M189	B32923D3334M*	2009-06-05	2009-12-31	2010-03-31
B32923T3334M000	B32923D3334M*	2009-06-05	2009-12-31	2010-03-31
B32923T3334K289	B32923D3334K*	2009-06-05	2009-12-31	2010-03-31
B32923T3334K189	B32923D3334K*	2009-06-05	2009-12-31	2010-03-31
B32923T3334K000	B32923D3334K*	2009-06-05	2009-12-31	2010-03-31
B32924B2155M289	B32924C3155*	2008-11-21	2009-09-30	2009-12-31
B32924B2155M189	B32924C3155*	2008-11-21	2009-09-30	2009-12-31
B32924B2155M000	B32924C3155*	2008-11-21	2009-09-30	2009-12-31
B32924B2155K289	B32924C3155*	2008-11-21	2009-09-30	2009-12-31
B32924B2155K189	B32924C3155*	2008-11-21	2009-09-30	2009-12-31
B32924B2155K000	B32924C3155*	2008-11-21	2009-09-30	2009-12-31
B32924A2475M289	B32924E3475M*	2008-11-21	2009-09-30	2009-12-31



Ordering Code	Substitute Product	Date of Withdrawal	Deadline Last Orders	Last Shipments
B32924A2475M189	B32924E3475M*	2008-11-21	2009-09-30	2009-12-31
B32924A2475M000	B32924E3475M*	2008-11-21	2009-09-30	2009-12-31
B32924A2335M289	B32924E3335M*	2008-11-21	2009-09-30	2009-12-31
B32924A2335M189	B32924E3335M*	2008-11-21	2009-09-30	2009-12-31
B32924A2335M000	B32924E3335M*	2008-11-21	2009-09-30	2009-12-31
B32924A2225M289	B32924E3225M*	2008-11-21	2009-09-30	2009-12-31
B32924A2225M189	B32924E3225M*	2008-11-21	2009-09-30	2009-12-31
B32924A2225M000	B32924E3225M*	2008-11-21	2009-09-30	2009-12-31
B32924A2225K289	B32924F3225K*	2008-11-21	2009-09-30	2009-12-31

For further information please contact your nearest EPCOS sales office, which will also support you in selecting a suitable substitute. The addresses of our worldwide sales network are presented at [www.epcos.com/sales](http://www.epcos.com/sales).

**X2 / 305 VAC**

Not for new design

**Typical applications**

- X2 class for interference suppression
- "Across the line" applications

**Climatic**

- Max. operating temperature: 110 °C
- Climatic category (IEC 60068-1): 40/105/56

**Construction**

- Dielectric: polypropylene (MKP)
- Plastic case (UL 94 V-0)
- Epoxy resin sealing (UL 94 V-0)

**Features**

- Very small dimensions
- Self-healing properties

**Terminals**

- Parallel wire leads, lead-free tinned
- Standard lead lengths: 6 – 1 mm
- Special lead lengths available on request

**Marking**

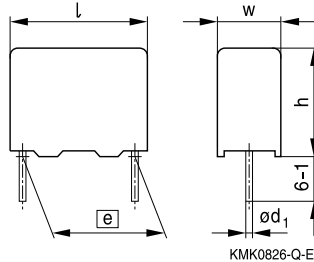
Manufacturer's logo, lot number, date code, rated capacitance (coded), cap. tolerance (code letter), rated AC voltage, series number, sub-class (X2), dielectric code (MKP), climatic category, passive flammability category, approvals.

**Delivery mode**

Bulk (untaped)  
 Taped (Ammo pack or reel)  
 For taping details, refer to chapter "Taping and packing"


**Approvals**

Marks of conformity	Standards	Certificate
	EN 132400, IEC 60384-14	40010694
	UL 1414 / UL 1283	E97863 / E157153
	CSA C22.2 No.1 / No. 8	E97863 / E157153 (approved by UL)
	CQC (GB/T 14472-1998)	CQC001007-14859


**Dimensional drawing**


Dimensions in mm

Lead spacing $e \pm 0.4$	Lead diameter $d_1$	Type
10	0.6	B32921
15	0.8	B32922
22.5	0.8	B32923
27.5	0.8	B32924
37.5	1.0	B32926

**Marking Examples**
 $e = 10 \text{ mm}$ 


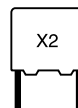
KMK0820-B

 $e \geq 15 \text{ mm}/C_R \leq 1 \mu\text{F}$ 


KMK0821-J

 $e = 22.5, 27.5, 37 \text{ mm}/C_R > 1 \mu\text{F}$ 

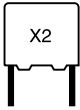

KMK0822-S



Not for new design

**Overview of available types**

Lead spacing	10 mm	15 mm	22.5 mm	27.5 mm	37.5 mm
Type	B32921	B32922	B32923	B32924	B32926
$C_R$ ( $\mu F$ )					
0.047					
0.068					
0.10					
0.15					
0.22					
0.33					
0.47					
0.68					
1.0					
1.5					
2.2					
3.3					
4.7					
5.6					
6.8					
8.2					



B32921A/B/T ... B32926A/B/T

X2 / 305 VAC

Not for new design

**Ordering codes and packing units**

Lead spacing	C <sub>R</sub>	Max. dimensions w × h × l	Ordering code (composition see below)	Ammo pack pcs./unit	Reel pcs./unit	Untaped pcs./unit
mm	μF	mm				
10	0.047	6.0 × 12.0 × 13.0	B32921A2473+***	680	1100	1000
	0.068	6.0 × 12.0 × 13.0	B32921A2683M***	680	1100	1000
	0.10	6.0 × 12.0 × 13.0	B32921A2104M***	680	1100	1000
15	0.068	6.0 × 11.0 × 18.0	B32922A2683+***	960	1100	1000
	0.10	6.0 × 11.0 × 18.0	B32922A2104+***	960	1100	1000
	0.15	7.0 × 12.5 × 18.0	B32922A2154+***	830	900	1000
	0.22	8.0 × 14.0 × 18.0	B32922T2224+***	730	750	500
	0.22	8.0 × 14.0 × 18.0	B32922T3224+***	730	750	500
	0.22	8.5 × 14.5 × 18.0	B32922A2224+***	680	700	500
	0.33	9.0 × 17.5 × 18.0	B32922A2334+***	640	700	500
	0.33	13.0 × 14.0 × 18.0	B32922T2334+***	–	500	300
	0.33	13.0 × 14.0 × 18.0	B32922T3334+***	–	500	300
22.5	0.33	7.5 × 14.0 × 26.5	B32923T3334+***	550	500	570
	0.33	8.5 × 16.5 × 26.5	B32923A2334+***	480	500	510
	0.47	8.5 × 16.5 × 26.5	B32923A2474M***	480	500	510
	0.47	10.5 × 16.5 × 26.5	B32923B2474+***	390	400	540
	0.68	10.5 × 18.5 × 26.5	B32923A2684M***	390	400	540
	0.68	10.5 × 20.5 × 26.5	B32923B2684+***	390	400	540
	1.0	12.0 × 22.0 × 26.5	B32923A2105M***	–	–	450
27.5	1.0	11.0 × 21.0 × 31.5	B32924A2105+***	–	350	320
	1.5	13.5 × 23.0 × 31.5	B32924A2155M***	–	250	260
	1.5	14.0 × 24.5 × 31.5	B32924B2155+***	–	–	260
	2.2	18.0 × 27.5 × 31.5	B32924A2225+***	–	–	200
	3.3	21.0 × 31.0 × 31.5	B32924A2335M***	–	–	180
	4.7	22.0 × 36.5 × 31.5	B32924A2475M***	–	–	160
37.5	3.3	18.0 × 32.5 × 41.5	B32926A2335+***	–	–	90
	4.7	20.0 × 39.5 × 41.5	B32926A2475M***	–	–	75
	5.6	20.0 × 39.5 × 41.5	B32926A2565M***	–	–	75
	6.8	28.0 × 42.5 × 41.5	B32926A2685M***	–	–	55
	8.2	28.0 × 42.5 × 41.5	B32926A2825M***	–	–	55

For new design, please refer to the B3292xE/F data sheet for C<sub>R</sub> ≥ 2.2 μF and to the B3292xC/D data sheet for C<sub>R</sub> < 2.2 μF.

**Composition of ordering code**

+ = Capacitance tolerance code:

M = ±20%

K = ±10%

\*\*\* = Packaging code:

289 = Ammo pack

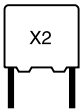
189 = Reel

000 = Untaped (lead length 6 – 1 mm)

**Not for new design**
**Technical data**

Max. operating temperature $T_{op,max}$	+125 °C (for $C_R \leq 1 \mu F$ ) +110 °C (for $C_R > 1 \mu F$ )			
Dissipation factor $\tan \delta$ (in $10^{-3}$ ) at 20 °C (upper limit values)		$C_R \leq 0.1 \mu F$	$0.1 \mu F < C_R \leq 2.2 \mu F$	$C_R > 2.2 \mu F$
	at 1 kHz	1.0	1.0	2.0
	100 kHz	5.0	–	–
Insulation resistance $R_{ins}$ or time constant $\tau = C_R \cdot R_{ins}$ at 20 °C, rel. humidity $\leq 65\%$ (minimum as-delivered values)	$C_R \leq 0.33 \mu F$	$C_R > 0.33 \mu F$		
	100 000 M $\Omega$	30 000 s		
DC test voltage	2121 V, 2 s			
Passive flammability category to IEC 40 (CO) 752	B			
Maximum continuous AC voltage $V_{AC}$	310 V (50/60 Hz)			
Rated AC voltage (IEC 60384-14)	305 V (50/60 Hz)			
Maximum continuous DC voltage $V_{DC}$	760 V			
Operating AC voltage $V_{op}$ at high temperature	$T_A \leq 110 \text{ °C}$	$V_{op} = V_{AC}$ (continuously)		
	$T_A \leq 110 \text{ °C}$	$V_{op} = 1.25 \cdot V_{AC}$ (1000 h)		
	$110 \text{ °C} < T_A \leq 125 \text{ °C}$	$V_{op} = V_{AC}$ (1000 h)		
Damp heat test Limit values after damp heat test	56 days / 40 °C / 93% relative humidity Capacitance change $ \Delta C/C  \leq 5\%$ Dissipation factor change $\Delta \tan \delta \leq 0.5 \cdot 10^{-3}$ (at 1 kHz) Insulation resistance $R_{ins} \leq 1.0 \cdot 10^{-3}$ (at 10 kHz) or time constant $\tau = C_R \cdot R_{ins} \geq 50\%$ of minimum as-delivered values			





**B32921A/B/T ... B32926A/B/T**

**X2 / 305 VAC**

Not for new design

**Pulse handling capability**

"dV/dt" represents the maximum permissible voltage change per unit of time for non-sinusoidal voltages, expressed in V/μs.

"k<sub>0</sub>" represents the maximum permissible pulse characteristic of the waveform applied to the capacitor, expressed in V<sup>2</sup>/μs.

*Note:*

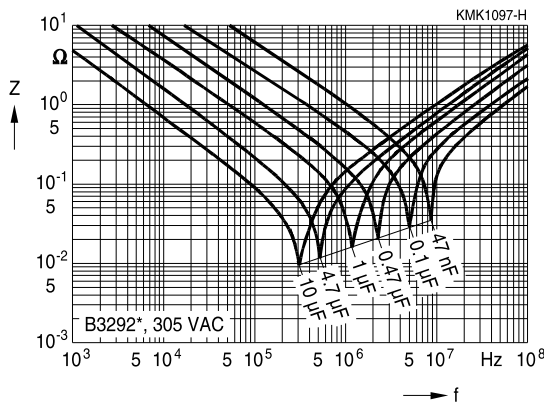
*The values of dV/dt and k<sub>0</sub> provided below must not be exceeded in order to avoid damaging the capacitor.*

**dV/dt and k<sub>0</sub> values**

Lead spacing	10 mm	15 mm	22.5 mm	27.5 mm	37.5 mm
dV/dt in V/μs	550	400	200	150	100
k <sub>0</sub> in V <sup>2</sup> /μs	473000	344000	172000	129000	86000

**Impedance Z versus frequency f**

(typical values)



## Important notes

The following applies to all products named in this publication:

1. Some parts of this publication contain **statements about the suitability of our products for certain areas of application**. These statements are based on our knowledge of typical requirements that are often placed on our products in the areas of application concerned. We nevertheless expressly point out **that such statements cannot be regarded as binding statements about the suitability of our products for a particular customer application**. As a rule, EPCOS is either unfamiliar with individual customer applications or less familiar with them than the customers themselves. For these reasons, it is always ultimately incumbent on the customer to check and decide whether an EPCOS product with the properties described in the product specification is suitable for use in a particular customer application.
2. We also point out that **in individual cases, a malfunction of passive electronic components or failure before the end of their usual service life cannot be completely ruled out in the current state of the art, even if they are operated as specified**. In customer applications requiring a very high level of operational safety and especially in customer applications in which the malfunction or failure of a passive electronic component could endanger human life or health (e.g. in accident prevention or life-saving systems), it must therefore be ensured by means of suitable design of the customer application or other action taken by the customer (e.g. installation of protective circuitry or redundancy) that no injury or damage is sustained by third parties in the event of malfunction or failure of a passive electronic component.
3. **The warnings, cautions and product-specific notes must be observed.**
4. In order to satisfy certain technical requirements, **some of the products described in this publication may contain substances subject to restrictions in certain jurisdictions (e.g. because they are classed as hazardous)**. Useful information on this will be found in our Material Data Sheets on the Internet ([www.epcos.com/material](http://www.epcos.com/material)). Should you have any more detailed questions, please contact our sales offices.
5. We constantly strive to improve our products. Consequently, **the products described in this publication may change from time to time**. The same is true of the corresponding product specifications. Please check therefore to what extent product descriptions and specifications contained in this publication are still applicable before or when you place an order. We also **reserve the right to discontinue production and delivery of products**. Consequently, we cannot guarantee that all products named in this publication will always be available. The aforementioned does not apply in the case of individual agreements deviating from the foregoing for customer-specific products.
6. Unless otherwise agreed in individual contracts, **all orders are subject to the current version of the “General Terms of Delivery for Products and Services in the Electrical Industry” published by the German Electrical and Electronics Industry Association (ZVEI)**.
7. The trade names EPCOS, BAOKE, Alu-X, CeraDiode, CSSP, DSSP, MiniBlue, MKK, MLSC, MotorCap, PCC, PhaseCap, PhaseMod, SIFERRIT, SIFI, SIKOREL, SilverCap, SIMDAD, SIMID, SineFormer, SIOV, SIP5D, SIP5K, ThermoFuse, WindCap are **trademarks registered or pending** in Europe and in other countries. Further information will be found on the Internet at [www.epcos.com/trademarks](http://www.epcos.com/trademarks).