


# Subminiature, Radial Leaded, Fast-Acting Fuses PC-Tron Series



### Description

- Radial leaded, fast-acting thru-hole fuse
- Ideal for high voltage DC applications
- Board washable
- Optional mounting socket available (PCS)
- Available in different lead configurations

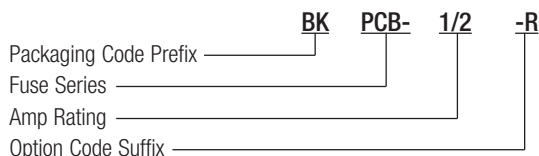
AC Time-Current Characteristics	
% of Amp Rating	Opening Time
100%	4 hours minimum
200%	10 second maximum

### Agency Information

- UL Recognized: E19180
- CSA: 42731

### Part Number System/Ordering - An Option Code Must Be Selected

- Specify packaging code prefix, product and option code suffix

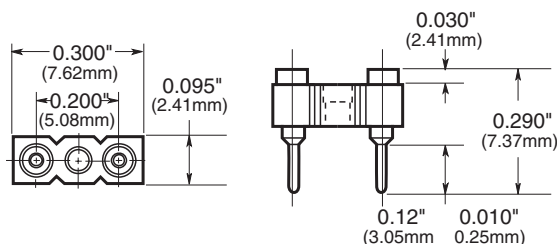


### DC Application

The PC-Tron subminiature fuse is UL Recognized for DC supplementary overcurrent protection to provide individual protection for components or internal circuits in equipment. Suitability for a specific application is dependent on time constants and capacitance values. It is the responsibility of the customer to evaluate the information provided for applicability to their particular application.

### PCS Mounting Socket (RoHS compliant)

- Available as option. Specify catalog number BK/PCS (100 in a polybag) and short fuse lead length — PCC or PCE



### Specifications

Catalog Number	Lead Length	AC Voltage Rating	AC Interrupting	DC Voltage Rating	DC Interrupting	
					Min.	Max.
PCB-1/2, 3/4, 1, 1-1/2, 2, 2-1/2	Full - 0.750" (straight)	250V	50A@250V - 10kA@125V	450V	300	5900A
PCB-3	Full - 0.750" (straight)	250V	50A@250V	450V	300	4400A
PCB-4	Full - 0.750" (straight)	-	-	450V	300	2500A
PCC-1/2, 3/4, 1, 1-1/2, 2, 2-1/2	Short 0.100" (straight)	250V	50A@250V - 10kA@125V	450V	300	5900A
PCC-3	Short 0.100" (straight)	250V	50A@250V - 10kA@125V	450V	300	4400A
PCC-4	Short 0.100" (straight)	-	-	450V	300	2500A
PCD-5	Full - 0.750" (straight)	125V	10kA@125V	400V	300	1000A
PCE-5	Short 0.100" (straight)	125V	10kA@125V	400V	300	1000A
PCF-1/2, 3/4, 1, 1-1/2, 2, 2-1/2	0.475"	250V	50A@250V - 10kA@125V	450V	300	5900A
PCF-3	0.475"	250V	50A@250V - 10kA@125V	450V	300	4400A
PCG-5	0.475"	125V	10kA@125V	400V	300	1000A
PCH-1/2, 3/4, 1, 1-1/2, 2, 2-1/2	0.125"	250V	50A@250V - 10kA@125V	450V	300	5900A
PCH-3	0.125"	250V	50A@250V - 10kA@125V	450V	300	4400A
PCH-4	0.125"	-	-	450V	300	2500A
PCI-5	0.125"	125V	10kA@125V	400V	300	1000A

Device designed to carry rated current for four hours minimum. An operating current of 80% or less of rated current is recommended, with further derating required at elevated ambient temperatures.

Dimensions - mm ( $\pm 0.005"/0.13\text{mm}$ )

Standard Fuse (PCB, PCD)



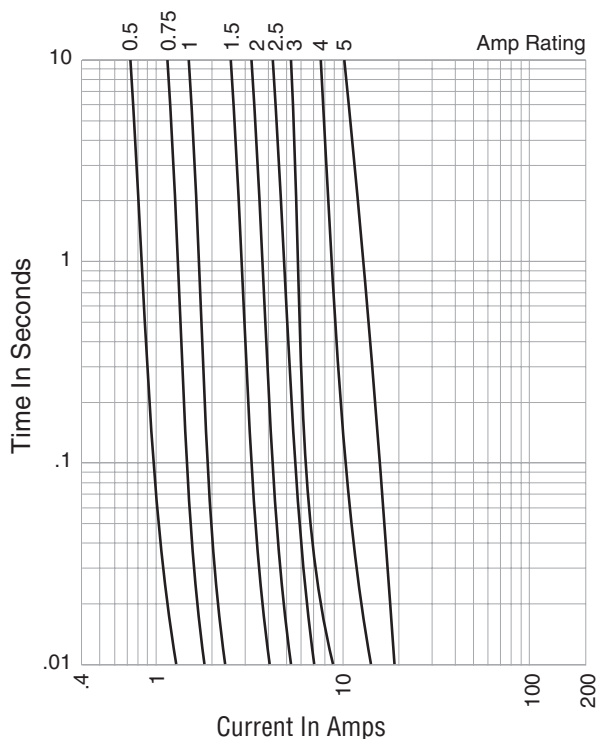
Dimensional Data (PCH, PCI)



Dimensional Data (PCF, PCG)



Time-Current Characteristic Curves—Average Melt



Max. Total Clearing I<sup>2</sup>t (Amps<sup>2</sup> Sec.)

Amp Rating	125Vac		250Vac	
	50A	1,000A	10,000A	35A & 50A
1/2A	0.006	0.006	0.006	0.006
3/4A	0.016	0.016	0.016	0.016
1A	0.020	0.020	0.020	0.020
1-1/2A	0.090	0.090	0.090	0.090
2A	0.200	0.200	0.200	0.200
2-1/2A	0.300	0.300	0.300	0.300
3A	0.750	0.750	0.750	0.750
5A	5.0	5.0	5.0	—

Note: Power Factor > 0.90.

Packaging Code

Packaging Code Prefix	Description/Quantity
Blank	5 fuses
BK	100 fuses in a carton
TR*	500 fuses on Tape-and-Reel

\* Only for PCB and PCD

Option Code

Option Code Suffix	Description
-R	RoHS Compliant
-SD	Solder Dipped

The only controlled copy of this Data Sheet is the electronic read-only version located on the Cooper Bussmann Network Drive. All other copies of this document are by definition uncontrolled. This bulletin is intended to clearly present comprehensive product data and provide technical information that will help the end user with design applications. Cooper Bussmann reserves the right, without notice, to change design or construction of any products and to discontinue or limit distribution of any products. Cooper Bussmann also reserves the right to change or update, without notice, any technical information contained in this bulletin. Once a product has been selected, it should be tested by the user in all possible applications.

Life Support Policy: Cooper Bussmann does not authorize the use of any of its products for use in life support devices or systems without the express written approval of an officer of the Company. Life support systems are devices which support or sustain life, and whose failure to perform, when properly used in accordance with instructions for use provided in the labeling, can be reasonably expected to result in significant injury to the user.