


6125FA

Fast acting surface mount fuse



Product features

- Fast acting surface mount fuse
- Complies with the EIA-IS-722 Standard
- Solder Immersion Compatible
- Overcurrent protection of systems up to 125 Vac/dc
- Wire-in-air design

Agency information

- UL Listed Guide and File Numbers: 150 mA-125V: JDYX & E19180
- UL Recognized Guide and File Numbers: 150 mA: JDYX2 & E195337
- CSA Component Acceptance: 053717-000 & Class No: 1422

Environmental data

- Shock: MIL-STD-202, Method 213, Test condition 1 (100 g's peak for 6 milliseconds)
- Vibration: MIL-STD-202, Method 201, (10 - 55 Hz, 0.06 inch total excursion)
- Salt spray: MIL-STD-202, Method 101, Test condition B (48 hours)
- Insulation resistance: MIL-STD-202, Method 202, Test condition A (After opening) 10,000 ohms min.
- Thermal shock: MIL-STD-202, Method 104, Test condition B (-65 °C to 125 °C)
- Resistance to solder heat: MIL-STD-202, Method 210, Test condition F (20 sec at 260 °C)

Solder information

- Wave solder: 260 °C, 10 sec max. (MIL-STD-202, Method 210)
- Infrared reflow: 260 °C, 30 sec max.

Ordering

- Specify packaging and product code

Product Code	Voltage Rating			Interrupting Rating*			Resistance (ohms)**	Typical Melt I ^{††}	Typical Voltage Drop (V)‡
	AC	DC	DC	125V AC	125V DC	86V DC			
6125FA250mA	125V	125V	86V	50A	300A	10,000A	0.65	0.01	0.30
6125FA375mA	125V	125V	86V	50A	300A	10,000A	0.36	0.03	0.25
6125FA500mA	125V	125V	86V	50A	300A	10,000A	0.24	0.06	0.22
6125FA750mA	125V	125V	86V	50A	300A	10,000A	0.15	0.07	0.17
6125FA1	125V	125V	86V	50A	300A	10,000A	0.11	0.14	0.17
6125FA1.25A	125V	125V	86V	50A	300A	10,000A	0.09	0.24	0.16
6125FA1.5A	125V	125V	86V	50A	300A	10,000A	0.07	0.41	0.15
6125FA2A	125V	125V	86V	50A	300A	10,000A	0.05	0.80	0.15
6125FA2.5A	125V	125V	86V	50A	300A	10,000A	0.038	1.4	0.14
6125FA3A	125V	125V	86V	50A	300A	10,000A	0.028	2.4	0.13
6125FA3.5A	125V	125V	86V	50A	300A	10,000A	0.025	3.3	0.13
6125FA4A	125V	125V	86V	50A	300A	10,000A	0.022	4.4	0.13
6125FA5A	125V	125V	86V	50A	300A	10,000A	0.016	7.8	0.12
6125FA6.3A	125V	125V	86V	50A	300A	10,000A	0.012	14.0	0.12
6125FA7A	125V	125V	86V	50A	300A	10,000A	0.011	19.0	0.114
6125FA10A	125V	N/A	86V	50A	N/A	10,000A	0.007	44	0.107
6125FA12A	125V	N/A	86V	50A	N/A	10,000A	0.006	69	0.103
6125FA15A	N/A	N/A	86V	N/A	N/A	10,000A	0.004	124	0.098

* AC Interrupting Rating (Measured at designated voltage, 100% power factor); DC Interrupting Rating (Measured at designated voltage, time constant of less than 50 microseconds, battery source)

** DC Cold Resistance (Measured at 10% of rated current)

† Typical Melting I²t (Measured with a battery bank at rated DC voltage, 10x-rated current, time constant of calibrated circuit less than 50 microseconds)

‡ Typical Voltage Drop (Measured at rated current after temperature stabilizes)

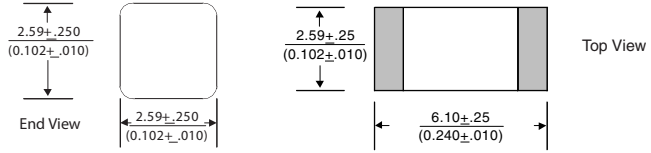
Device designed to carry rated current for four hours minimum. An operating current of 80% or less of rated current is recommended, with further derating required at elevated ambient temperatures.



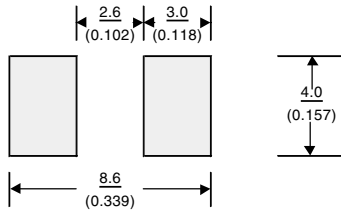
Powering Business Worldwide

Dimensions- mm (in)


Drawing Not to Scale



Land Pattern



TIME CURRENT CURVE



PACKAGING CODE	
Packaging Code	Description
TR	1000 pieces of fuses on 12mm tape-and-reel on a 13 inch (330mm) reel per EIA Standard 481

Life Support Policy: Eaton does not authorize the use of any of its products for use in life support devices or systems without the express written approval of an officer of the Company. Life support systems are devices which support or sustain life, and whose failure to perform, when properly used in accordance with instructions for use provided in the labeling, can be reasonably expected to result in significant injury to the user.

Eaton reserves the right, without notice, to change design or construction of any products and to discontinue or limit distribution of any products. Eaton also reserves the right to change or update, without notice, any technical information contained in this bulletin.

Eaton
Electronics Division
1000 Eaton Boulevard
Cleveland, OH 44122
United States
www.eaton.com/electronics

© 2017 Eaton
All Rights Reserved
Printed in USA
Publication No. 2531
August 2017

Eaton is a registered trademark.

All other trademarks are property of their respective owners.