

PRODUCT NUMBER

5 3 6 1 0 - X X X - X

PLATING
S=15μ" [0.38μm] GOLD
ON CONTACT AREA (NOTE 12)
150μ" [3.81μm] TIN/LEAD ON TAIL
ON TAIL

G=30μ" [0.76μm] GOLD
ON CONTACT AREA (NOTE 12)
150μ" [3.81μm] TIN/LEAD ON TAIL
ON TAIL

LEAD FREE PLATING
S=15μ" [0.38μm] GOLD
ON CONTACT AREA (NOTE 12)
100μ" [2.54μm] PURE TIN ON TAIL
ON TAIL

G=30μ" [0.76μm] GOLD
ON CONTACT AREA (NOTE 12)
100μ" [2.54μm] PURE TIN ON TAIL

X X X L F

LEAD FREE OPTION
NOTE 9,10

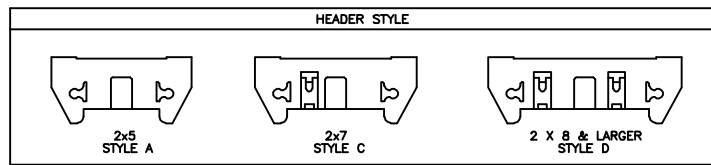
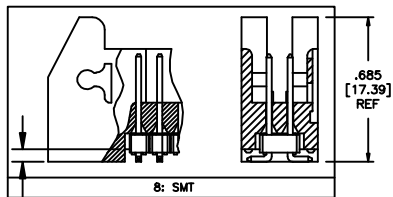
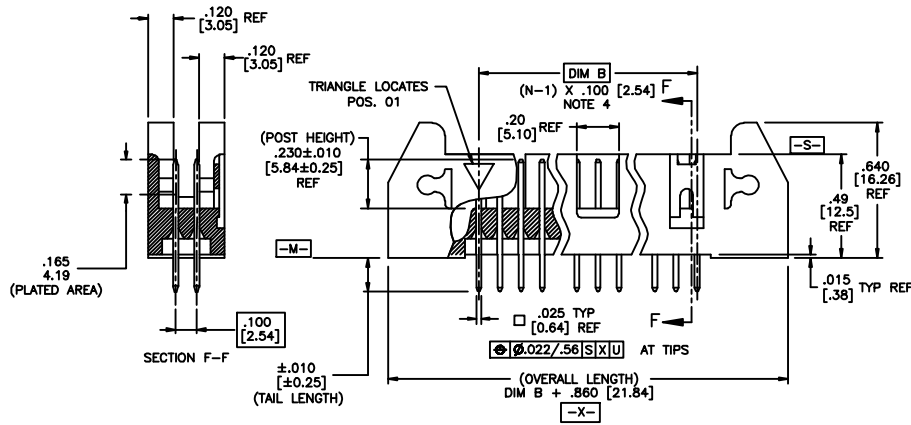
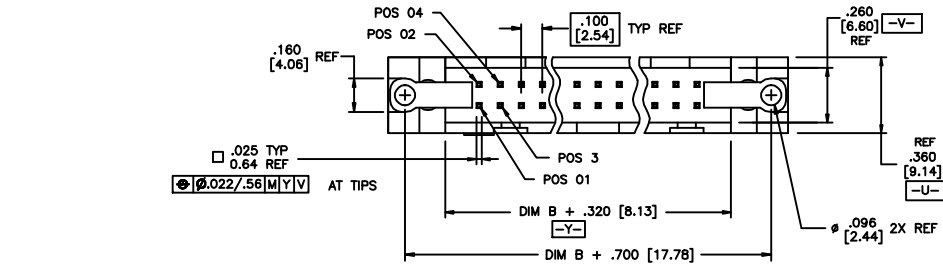
RETENTION
R= RETENTION LEG
NOTE 5

POLARIZATION
NOTE 8

TAIL LENGTH

- 1=.085/2.16
- 2=.112/2.84
- 4=.120/3.05
- 5=.150/3.81
- 7=.675/17.15
- 8=SMT

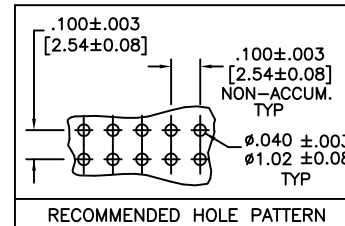
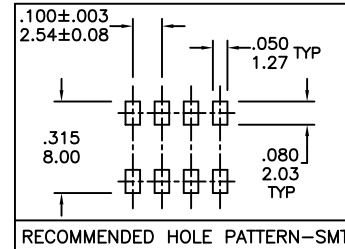
| DASH NO. | POSITIONS | HEADER STYLE |
|----------|-----------|--------------|
| 10 | 2 X 5 | A |
| 14 | 2 X 7 | C |
| 16 | 2 X 8 | D |
| 20 | 2 X 10 | D |
| 26 | 2 X 13 | D |
| 34 | 2 X 17 | D |
| 40 | 2 X 20 | D |
| 50 | 2 X 25 | D |



| | | | | |
|-------------|----------|-----------|------------|-------------------------------|
| mat'l. code | surface | tolerance | projection | product family |
| | ISO 902 | ISO 406 | ISO 1101 | QUICKIE |
| ltr | ecn no | dr | date | title |
| B | VO1356 | MEM | 6/05/00 | .100/2.54cc EJECT LATCH |
| C | VO2309 | MEM | 9/11/00 | SHOROUDED VERTICAL HEADER |
| D | C10004 | MDF | 2/26/01 | scale 1:1 |
| E | M05-0089 | ERE | 5/20/05 | dwg no |
| F | M06-0289 | AGS | 7/29/06 | sheet 1 of 2 size |
| G | M08-0237 | MHT | 8/25/08 | 53610 A3 |
| H | M08-0273 | MHT | 9/25/08 | type Product Customer Drawing |
| sheet | revision | H | H | |
| index | sheet | 1 | 2 | |

NOTES:

- ①. HOUSING MAT'L: HIGH TEMPERTURE THERMOPLASTIC. UL94V-0.
COLOR : BLACK
- ②. PIN MATERIAL: PHOSPHOR-BRONZE
- ③. 3 LBS/1.36 KG MIN. RETENTION.
- ④. TO DETERMINE DIMENSION:
N = NUMBER OF POSITIONS.
EXAMPLE: 10 POS., (N-1) x .100[2.54]=.900[22.87]
- ⑤. RETENTIVE LEG:
RETENTIVE LEG APPLICABLE TO TAIL LENGTH .120/3.05 ONLY.
RETENTION IS APPLIED TO FOUR PINS ON PART SIZES OF 2x14 AND SMALLER,
AND APPLIED TO EIGHT PINS ON PARTS SIZES OF 2x15 AND LARGER.
5LB/2.3KG MAX INSERTION FORCE AND .25LB./1KG MIN RETENTION FORCE
PER RETENTIVE PIN USING .062/1.57 THICK CIRCUIT BOARD AND RECOMMENDED
HOLE PATTERN. RETENTIVE LOCATION AT THE DISCRETION OF THE MANUFACTURER.
OMIT FROM PRODUCT NUMBER IF THIS FEATURE IS NOT APPLICABLE.
6. PACKAGED IN TRAYS.
7. UNDERPLATING: 50μ"/1.27μm Ni.
8. FOR POLARIZATION, SPECIFY POSITION NUMBER (i.e.. 03= PIN 3) TO OMIT PIN.
OMIT FROM PRODUCT NUMBER IF THIS FEATURE IS NOT APPLICABLE.
- ⑨. ADD "LF" SUFFIX AT THE END OF PART NUMBER FOR LEAD FREE OPTION.
- ⑩. THIS PRODUCT MEETS EUROPEAN UNION DIRECTIVES AND OTHER
COUNTRY REGULATION AS DESCRIBED IN GS-22-008.
11. THE HOUSING WILL WITHSTAND EXPOSURE TO 260°C PEAK TEMPERATURE
FOR 15 SECONDS IN A WAVE SOLDER APPLICATION WITH A 1.5mm
MINIMUM THICK CIRCUIT BOARD. SEE APPLICATION NOTES/PROCEDURES
IF THEY ARE AVAILABLE.
THE HOUSING WILL WITHSTAND EXPOSURE TO 260°C PEAK TEMPERATURE
FOR 20 SECONDS IN A CONVECTION, INFRA-RED OR VAPOR PHASE REFLOW
OVEN. SEE APPLICATION NOTES/PROCEDURES IF THEY ARE AVAILABLE.
- ⑫. PLATING OPTIONS:
MAY BE EITHER GOLD OR GXT PLATED AT MANUFACTURER'S OPTION.



| | | | | | | | |
|-------------|----------|----|------|---------------------------------------|---|-----------------------|--|
| mat'l. code | | | | surface ISO 1902 | tolerance ISO 406 ISO 1101 | projection INCH/MM | product family QUICKIE |
| ltr | ecn no | dr | date | tolerances unless otherwise specified | | scale 1:1 | title |
| H | | | | angles | linear | | .100/2.54cc EJECT LATCH SHOROUDED VERTICAL HEADER |
| | | | | 0°±2° | XX±.01/XX±.03 XXX±.005/XX±.013 XXXX±.0020/XXX±.0051 | | dwg no 53610 |
| | | | | dr | G. HULL | 6/26/99 | sheet 2 of 2 size A3 |
| | | | | enr | L. GREEN | 7/12/99 | type Product Customer Drawing |
| | | | | chr | L. GREEN | 7/12/99 | |
| | | | | appd | L. GREEN | 7/21/99 | |
| sheet | revision | | | | | | |
| index | sheet | | | | | | |



Copyright FCJ