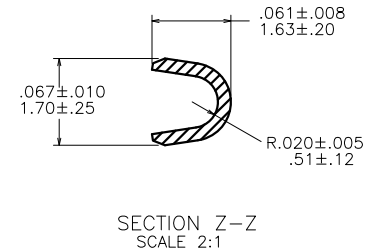
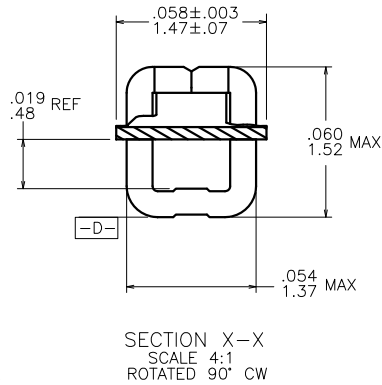
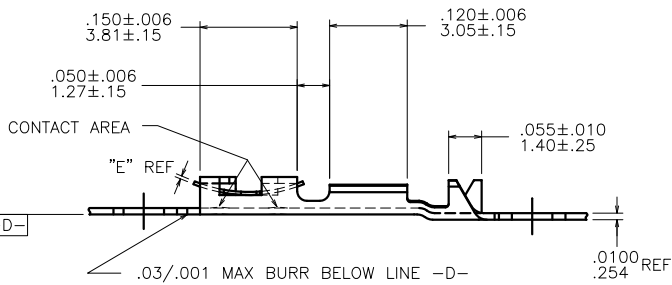
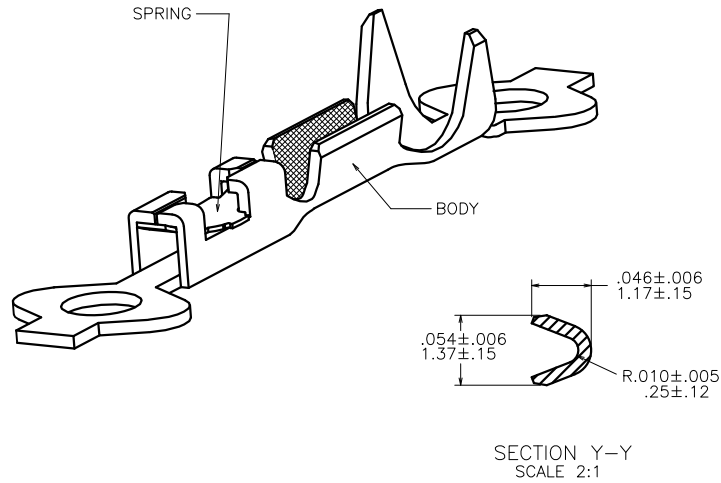
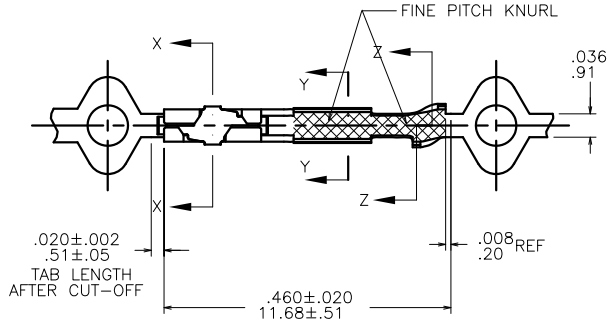


PRODUCT NUMBER  
SEE TABLE



mat'l. code				surface		tolerance		projection		product family	
SEE NOTE 1				✓				INCH/MM		PV TERMINALS	
ltr	ecrn no	dr	date	tolerances unless otherwise specified				title		MINI PV™ C.T.W. RECEPT. FOR 32-36 AWG WIRE	
U	V08-0510	HTB	2008-12-02	angles	°	XX	±.01/XX±3	scale 4:1		sheet 1 of 2 size	
V	V12-0006	HTB	2012-01-05	°	±2'	XXX	±.005/XX±13			A4	
						XXXX	±.0020/XXX±.051			type CUSTOMER Drawing	
P	V06-0218	HTB	2006-03-07	dr	M. CORNMAN	1989-08-10	FCI		dwg no 75543		
R	V06-0623	HTB	2006-06-28	engr	H. SUNDY	1989-08-10					
S	V07-0218	HTB	2007-03-16	chr	H. SUNDY	1989-08-10					
T	V08-0115	HTB	2008-04-03	appd	H. SUNDY	1989-08-10					
sheet	revision	v	v								
index	sheet	1	2								



PRODUCT NUMBER		SPRING THICKNESS DIM "E"	PLATING
REELED	LOOSE PIECE		
75543-001	75543-002	OBSOLETE	40μ"/1.02μ Au OVER 50μ"/1.27μm Ni UNDERPLATING IN CONTACT AREA
75543-001LF	75543-002LF	.0048/.122	
75543-003	75543-004	OBSOLETE	REMAINDER OF CONTACT SIDE OF TERMINAL - SEE NOTE 7.
75543-003LF	75543-004LF	.0035/.089	
75543-005	75543-006	OBSOLETE	BACKSIDE OF TERMINAL PLATED WITH 30μ"/0.76μm NICKEL ONLY
75543-005LF	75543-006LF	.0065/.165	
75543-007	75543-008	OBSOLETE	
75543-007LF	75543-008LF	.0048/.122	HOT DIPPED TIN (NOTE 5)
75543-009	75543-010	OBSOLETE	
75543-009LF	75543-010LF	.0035/.089	HOT DIPPED TIN (NOTE 5)
75543-011	75543-012	OBSOLETE	
75543-011LF	75543-012LF	.0065/.165	HOT DIPPED TIN (NOTE 5)
75543-013	75543-014	OBSOLETE	30μ"/0.76μ Au OVER 50μ"/1.27μm Ni UNDERPLATING IN CONTACT AREA
75543-013LF	75543-014LF	.0048/.122	
75543-015	75543-016	OBSOLETE	REMAINDER OF CONTACT SIDE OF TERMINAL - SEE NOTE 7.
75543-015LF	75543-016LF	.0035/.089	
75543-017	75543-018	OBSOLETE	BACKSIDE OF TERMINAL PLATED WITH 30μ"/0.76μm NICKEL ONLY
75543-017LF	75543-018LF	.0065/.165	
75543-601	75543-602	OBSOLETE	
75543-603	75543-604	OBSOLETE	
75543-605	75543-606	OBSOLETE	

NOTES :

- ①. SPRING : HEAT TREATED BE CU UNS-C19400.  
GOLD FLASH ON -001 THRU -006 AND -013 THRU -018.  
TIN PLATED ON -007 THRU -012.  
BODY : 1/4 HARD BRASS UNS-C26000.
2. PART TO MATE WITH .025±.002 (.64±.05)SQ PIN.
3. APPLICABLE SPECIFICATIONS;  
BUS-12-067: PRODUCT SPECIFICATION  
TA-146: DISCRET WIRE MINI PV CRIMP/APPLICATION DATA  
TA-75: CRIMP SPECIFICATION
4. PRODUCT MEETS EUROPEAN UNION DIRECTIVES AND OTHER COUNTRY REGULATIONS AS DESCRIBED IN GS-22-008.
- ⑤. THIS PRODUCT HAS 100% TIN PLATING IN THE INTERFACE AND HAS NOT BEEN TESTED FOR WHISKER GROWTH IN ALL INTERCONNECT ENVIRONMENTS.
6. THIS PRODUCT IS NOT INTENDED TO BE EXPOSED TO MANUFACTURING SOLDER PROCESSES.
- ⑦. CONTACT SIDE OF TERMINAL WILL HAVE 50μ"/1.27μm NICKEL UNDERPLATE OVERALL WITH GOLD FLASH REQUIRED INSIDE CONTACT BOX AND WIRE BARREL ONLY.

mat'l. code		surface		tolerance		projection		product family		
SEE NOTE 1								PV TERMINALS		
ltr	ecn no	dr	date	tolerances unless otherwise specified				title		
v				angles	.XX +.01/X+3 .XXX +.005/XX+13		INCH/MM		MINI PV™ C.T.W. RECEPT. FOR 32-36 AWG WIRE	
				0° ±2'	.XXXX +.0020/XXX+.051		scale 1:1		dwg no	
		dr	M. CORNMAN	1989-08-10				sheet 2 of 2 size		
		engr	H. SUNDY	1989-08-10				75543		A4
		chr	H. SUNDY	1989-08-10						
		appd	H. SUNDY	1989-08-10						
sheet index	revision sheet							type CUSTOMER Drawing		