

PRODUCT NUMBER  
98424-X52-XX-XXXLF

PLATING

S = 0.38µm GOLD/GXT ON CONTACT AREA  
2µm MIN MATTE TIN ON TAIL

G = 0.76µm GOLD/GXT ON CONTACT AREA  
2µm MIN MATTE TIN ON TAIL

F = GOLD FLASH ON CONTACT AREA  
2µm MIN MATTE TIN ON TAIL

T = 2.0-6.0µm FULL MATTE TIN

1.27µm Ni MIN UNDERLAYER

NOTES:

- MATERIAL HOUSING: HIGH TEMP. THERMOPLASTIC UL-94VO  
- = STANDARD COLOR CREAM  
B = OPTIONAL COLOR BLACK
- MATERIAL TERMINAL: COPPER ALLOY
- TO DETERMINE DIMENSIONS:  
N = NUMBER OF POSITIONS PER ROW
- 7N MIN. PIN RETENTION IN EITHER DIRECTION.
- PACKAGING:  
= STANDARD PACKAGING IN POLYBAGS  
- = POLYBAGS PACKAGING WHEN POLARISATION FEATURE APPLICABLE  
U = TUBE AVAILABLE FROM 08 TO 50 POS  
A = TAPE AND REEL WITH PICK UP CAP, AS AVAILABLE  
K = TAPE AND REEL WITHOUT PICK UP CAP, AS AVAILABLE.  
C = TAPE AND REEL WITH SPECIAL LARGE CAP, ONLY FOR 98424-Y52-06CLF FOR ALL SPECIAL PACKAGING, FCI TO BE CONTACTED  
UV = TUBE WITHOUT PICK UP CAP FOR CUSTOMER DEDICATED PART  
AV = TAPE & REEL WITH PICK UP CAP FOR CUSTOMER DEDICATED PART  
KV = TAPE & REEL WITHOUT PICK UP CAP FOR CUSTOMER DEDICATED PART

6. DIM "C" = (N x 2) + 1.4  
EXAMPLE: N = 7  
DIM "C" = (7 x 2) + 1.4 = 15.4 mm

7. FOR POLARIZATION, SPECIFIED PIN  
EXAMPLE : A03 = ROW A, POSITION 03 TO OMIT PIN  
OMIT FROM PRODUCT NUMBER IF THIS FEATURE IS NOT APPLICABLE

8. RoHS COMPATIBLE PRODUCT SPECIFICATIONS

a - PLATING:

- "LF" MEANS THE PRODUCT IS LEAD-FREE,  
2µm MINIMUM MATTE TIN OVER 1.27µm  
MINIMUM NICKEL UNDERPLATE.

b - MANUFACTURING PROCESS COMPATIBILITY

- THE HOUSING WILL WITHSTAND EXPOSURE TO  
260°C PEAK TEMPERATURE FOR 30 SECONDES  
MAX IN A CONVECTION, INFRA-RED OR VAPOR  
PHASE OR REFLOW OVEN.

c - LABELLING:

- MEETS PACKAGING SPECS AS PER GS-14-920
- THIS PRODUCT MEETS EUROPEAN DIRECTIVES  
AND OTHER COUNTRY REGULATIONS AS DISCRIBED  
IN GS-47-0004.

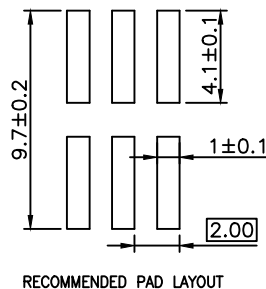
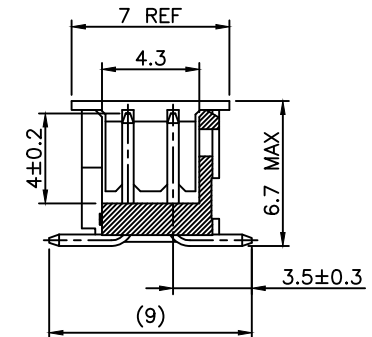
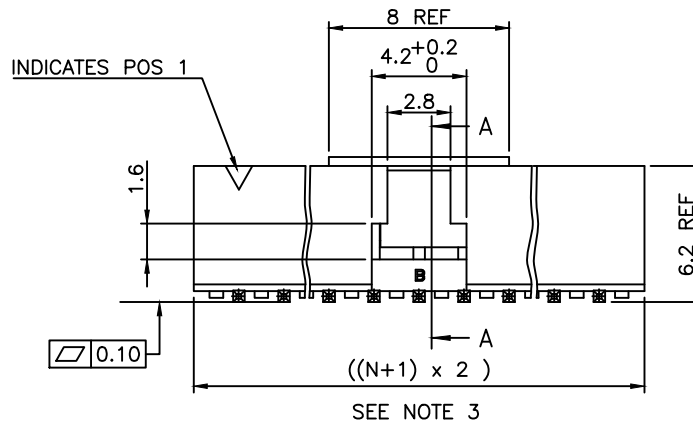
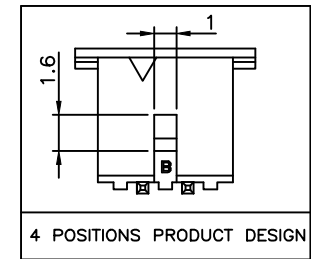
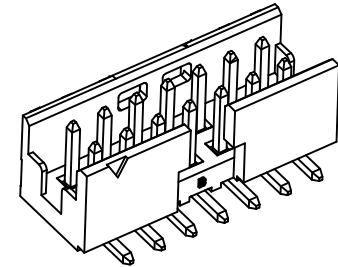
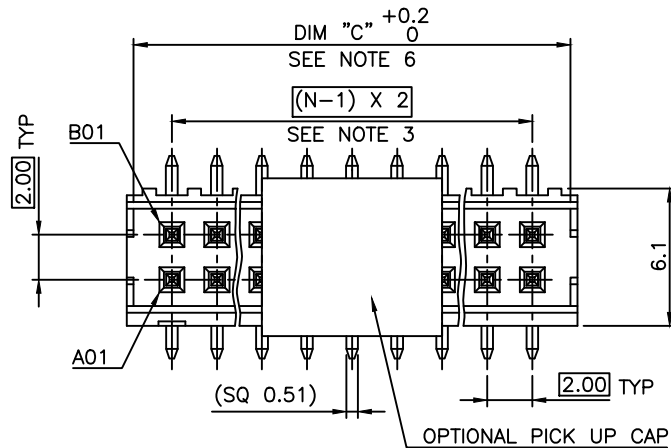
RoHS COMPATIBLE, SEE NOTE 8

POLARIZATION (SEE NOTE 7)

PACKAGING OPTIONAL LETTER (SEE NOTE 5)

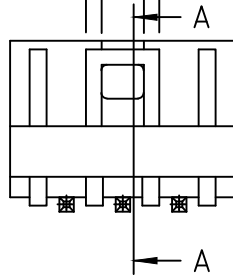
TOTAL NB OF POSITIONS, 04 TO 50

COLOR OPTION NOTE 1

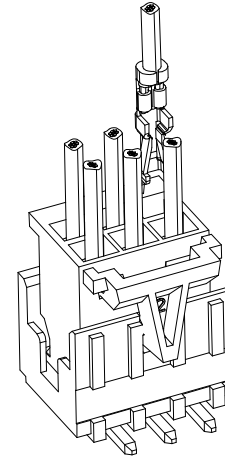
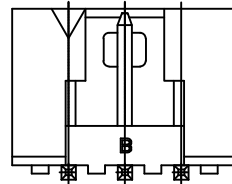
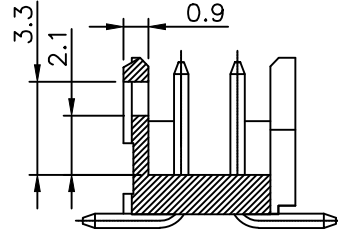


mat'l. code SEE NOTES		surface ISO 1302 ✓	tolerance ISO 406 ISO 1101	projection mm	product family MINITEK
ltr	ecn no	dr	date	title SHR HEADER 2.00 VERTICAL SMT	
W	B-26204	JCA	17.02.27	scale 1:1	
R	B-18975	LMU	14.10.01	sheet 1 of 2 size 98424 A3	
S	B-19190	LMU	14.10.24	type CUSTOMER Drawing	
T	B-19797	AMA	14.12.16	sheet index	
U	B-19988	LMU	15.01.13	revision 1 2	
V	F-23051	AMA	16.01.15	index 1 2	

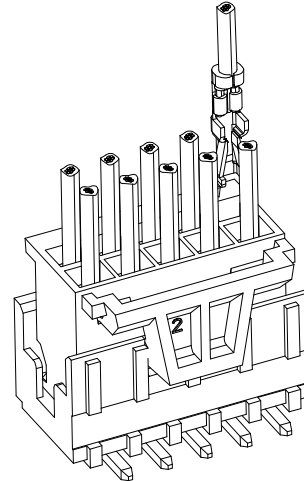
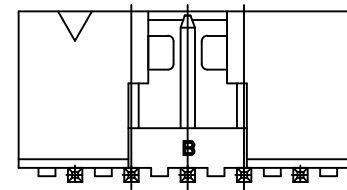
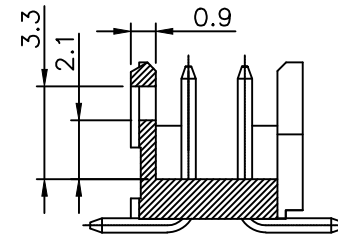
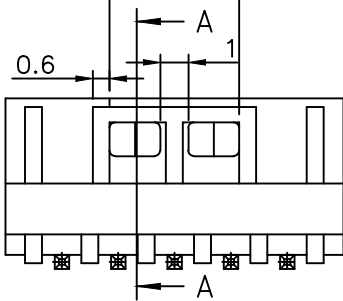
2.6  
1.5



2x3 POS AND 2x4 POS CONFIGURATION  
NO LATCHING AVAILABLE FOR 2x2 POS



4.6



2x5 POS UP TO 2x25 POS CONFIGURATION

LATCHING FEATURES WHEN USED IN COMBINATION  
WITH ACTIVE LATCH HOUSING 10073599

mat'l. code		surface		tolerance		projection		product family	
SEE NOTES		ISO 1302 ✓		ISO 406 ISO 101				MINITEK	
ltr	ecn no	dr	date	tolerances unless otherwise specified					
A	F08-0113	LMU	08.01.17	angles	X.X ±0.3		mm		title
				linear	X.XX ±0.13		← mm →		SHR HEADER
					X.XXX ±0.05		scale 1:1		2.00 VERTICAL SMT
		dr	L.MULIN	07.11.06					dwg no
		enr	J.COMPAGNON	07.11.06					sheet 2 of - size
		chr							98424
		appd	JM.C	07.11.06					A3
sheet	revision								
index	sheet								



Copyright FCI