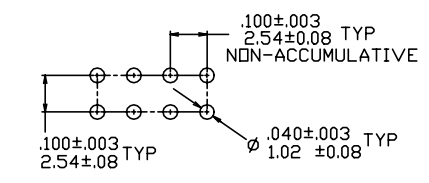
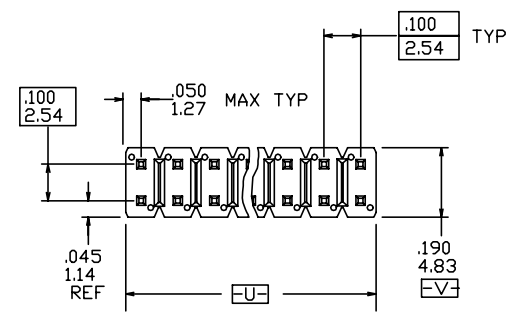


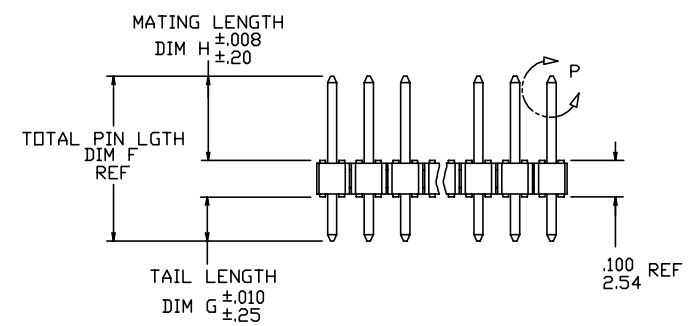
PRODUCT NUMBER
XXXXX-YYYHTLF

- LEAD FREE OPTION
SEE NOTE 1,10
- TUBE PACKAGING OPTION
SEE NOTE 1
- HIGH TEMPERATURE PLASTIC
SEE NOTE 1
- NO OF POSITIONS
SEE NOTE 1
- PIN PLATING
SEE SHEET 2
- BASE PART NO.

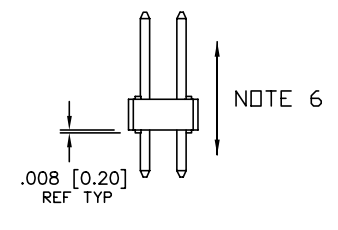


RECOMMENDED HOLE PATTERN

TOP VIEW

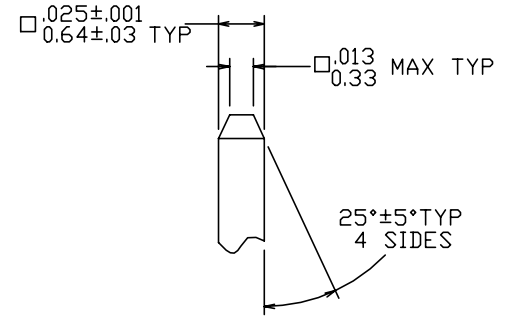


SIDE VIEW



END VIEW

⊕ ∅ .020/.51 (M) U (M) V (S)
NOTE 4



DETAIL P
TYP BOTH ENDS

ELX-N-16105

rev	ecn no	dr	date
AP	ELX-N-16105	ZK	2013-10-22
AJ	M05-0072	MHT	5/03/05
AK	M06-0269	MHT	7/17/06
AL	M06-0346	MHT	9/04/06
AM	M08-0291	MHT	10/06/08
AN	N11-0118	J.Z	2011-04-12

www.fciconnect.com		surface 6.4 ISO 1302	tolerance std ISO 406 ISO 1101	projection size A4	INCH/MM Scale 1.000
Dr	T. BREWBAKER	7/29/94	ANGULAR	0.X ±.3	ECN
Eng	T.HANNA	7/29/94	LINEAR	0.XX ±.15	
Chr	J. MURPHY	7/29/94	0° ±2°	0.XXX ±.05	Spec ref
Appr	T.HANNA	7/29/94	Product family	BERGSTIK	
FCI		title		69192	Rev. AP
catalog no		BERGSTIK® II HEADER .100/2.54 DR SELF-RET		CUSTOMER	sheet 1 of 4



Copyright FCI.

PIN PLATING CODES:

XXXX-1YY	30u"/0.76u MIN (SEE NOTE 11) OVER 50u"/1.27u MIN Ni
XXXX-2YY	15u"/0.38u MIN (SEE NOTE 11) OVER 50u"/1.27u MIN Ni
XXXX-3YY	50u"/1.27u MIN (SEE NOTE 11) OVER 50u"/1.27u MIN Ni
XXXX-4YY	100u"/2.54u MIN Sn OVER 50u"/1.27u MIN Ni (SEE NOTE 12)
XXXX-4YHLF	
XXXX-5YY	15u"/0.38u MIN (SEE NOTE 11) OVER 50u"/1.27u MIN Ni
XXXX-6YY	30u"/0.76u MIN (SEE NOTE 11) OVER 50u"/1.27u MIN Ni
XXXX-7YY	30u"/0.76u MIN (SEE NOTE 11) OVER 50u"/1.27u MIN Ni
XXXX-8YY	15u"/0.38u MIN (SEE NOTE 11) OVER 50u"/1.27u MIN Ni
XXXX-9YY	15u"/0.38u MIN (SEE NOTE 11) OVER 50u"/1.27u MIN Ni
XXXX-0YY	30u"/0.76u MIN (SEE NOTE 11) OVER 50u"/1.27u MIN Ni

NOTES

① PART NUMBER OPTIONS:

PIN PLATING CODES (SEE ABOVE)

HIGH TEMP. MATERIAL:

FOR HIGH-TEMPERATURE APPLICATIONS, SPECIFY AN "H" AT THE END OF THE PART NUMBER, AND PCT WILL BE SUPPLIED.

NUMBER OF POSITION:

ANY NUMBER OF POSITIONS FROM 2 (2X1) THRU 72 (2X36).

PACKAGING:

PACKAGED IN POLY BAGS.

EIGHT DIGIT PART NUMBERS FOLLOWED BY A "T" ARE PACKAGED IN TUBES. SEE SPECIFIC PART NUMBERS FOR AVAILABILITY.

LEAD FREE:

ADD "HLF" SUFFIX AT THE END OF PART NUMBER FOR LEAD FREE OPTION, NOT AVAILABLE FOR -5YY,-5YYH,-6YY & -6YYH.

② BODY MATERIAL:

MANUFACTURER'S OPTION OF NYLON OR PCT, GLASS FIBER REINFORCED, FLAME RETARDENT PER UL-94V-0.

COLOR: BLACK. OR

MINERAL FILLED LCP, COLOR BLACK

FLAME RETARDENT PER UL-94V-0

PART NUMBERS WITH "H" SUFFIX WILL WITHSTAND EXPOSURE TO 260°C PEAK TEMPERATURE FOR 20 SECONDS IN WAVE SOLDER, INFRA-RED OR VAPOR PHASE SOLDER PROCESS.

PART NUMBERS WITHOUT "H" SUFFIX WILL WITHSTAND EXPOSURE TO 260°C PEAK TEMPERATURE FOR WAVE SOLDER PROCESS.

- ③. PIN MATERIAL: PHOS-BRONZE.
- ④. MEASURED WITH PART IN RESTRAINED CONDITION.
- 5. TWO SIDES OF PIN TIPS NOT PLATED. TYPICAL BOTH ENDS.
- ⑥. 2LBS/0.9KG MIN PIN RETENTION IN EITHER DIRECTION.
- ⑦. ±.010/0.25 TOL. APPLIES TO ALL "G" TAILS EXCEPT INDICATED PARTS ON TABLE WHERE +.010/0.25,-.000/0.00 APPLIES.
- ⑧. SECTION R-R DIMENSIONS APPLY TO RETENTION PIN POSITIONS ONLY LOCATED AT MANUFACTURES OPTION.
- 9. 5LB/2.3KG MAX INSERTION FORCE AND .25LB/.1KG MIN RETENTION FORCE PER RETENTIVE PIN USING .062/1.57 THICK CIRCUIT BOARDS AND RECOMMENDED HOLE PATTERN.
- ⑩. THESE PRODUCTS MEETS EUROPEAN UNION DIRECTIVES AND OTHER COUNTRY REGULATION AS DESCRIBED IN GS-22-008.
- ⑪. PLATING OPTIONS:
PERFORMANCE PLATING WILL BE EITHER GOLD OR GXT ON POST OR TAIL, OPTIONALLY (78~295u"/2~7.5u) TIN ON TAIL.
- ⑫. THIS PRODUCT HAS 100% TIN PLATING IN THE INTERFACE AND HAS NOT BEEN TESTED FOR WHISKER GROWTH IN ALL INTERCONNECT ENVIRONMENTS."



Copyright FCI.

www.fciconnect.com			surface ISO 1302 ✓	tolerance std ISO 406 ISO 1101	projection	INCH/MM		
			TOLERANCES UNLESS OTHERWISE SPECIFIED					
Dr	T. BREWBAKER	7/29/94	ANGULAR	LINEAR	0.X	±0.3	size A4	Scale 1.000
Eng	T.HANNA	7/29/94			0.XX	±0.15		
Chr	J. MURPHY	7/29/94	0°	±2°	0.XXX	±0.05	ECN	
Appr	T.HANNA	7/29/94	Product family		BERGSTIK		Spec ref	
			title		BERGSTIK® II HEADER		Rev. AP	
			catalog no		.100/2.54 DR SELF-RET		dwg no 69192	
					CUSTOMER		sheet 2 of 4	

1

2

3

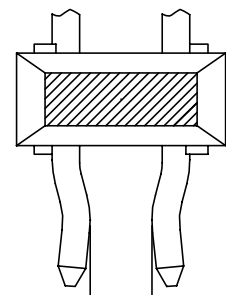
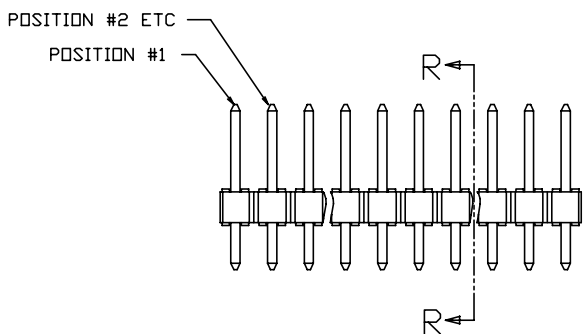
4

A

B

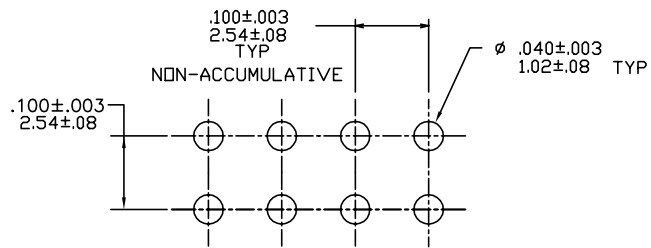
C

D



.056 ±.003
1.42 ±.07

SECTION R-R
NOTE 8



RECOMMENDED HOLE PATTERN



Copyright FCI.

www.fciconnect.com			surface ISO 1302 ✓	tolerance std ISO 406 ISO 1101	projection A4	INCH/MM
TOLERANCES UNLESS OTHERWISE SPECIFIED			TOLERANCES UNLESS OTHERWISE SPECIFIED		←→	
Dr	T. BREWBAKER	7/29/94	ANGULAR	LINEAR	0.X	±0.3
Eng	T.HANNA	7/29/94			0.XX	±0.15
Chr	J. MURPHY	7/29/94	0°	±2°	0.XXX	±0.05
Appr	T.HANNA	7/29/94	Product family		BERGSTIK	Spec ref
FCI			title		BERGSTIK® II HEADER	dwg no 69192
			title		.100/2.54 DR SELF-RET	
			catalog no		CUSTOMER	sheet 3 of 4

REV F - 2006-04-17

1

2

3

4

PDS: Rev :AP

STATUS:Released

Printed: Oct 29, 2013

PRODUCT NUMBER	TOTAL PIN LENGTH		TAIL LENGTH		MATING LENGTH		PACKAGING	NOTES	LF OPTION
	DIM F	DIM F	DIM G	DIM G	DIM H	DIM H			
	ENGLISH	METRIC	ENGLISH	METRIC	ENGLISH	METRIC			
69192-XY	0.450	11.43	0.120	3.05	0.230	5.84	POLY BAGS/TUBES		NOTE 1,10
78252-XY	U N A V A I L A B L E								
78548-XY	0.538	13.67	0.120	3.05	0.318	8.08	POLY BAGS		
78577-XY	0.650	16.51	0.120	3.05	0.430	10.92	POLY BAGS		OB
79214-XY	0.620	15.75	0.120	3.05	0.400	10.16	POLY BAGS		OB
79979-XY	0.450	11.43	0.120	3.05	0.230	5.84	POLY BAGS/TUBES	7	OB
86380-XY	0.470	11.94	0.120	3.05	0.250	6.35	POLY BAGS		
86584-XY	0.760	19.30	0.120	3.05	0.540	13.72	POLY BAGS		OB
87444-XY	1.090	27.69	0.125	3.18	0.865	21.97	POLY BAGS		OB
87456-XY	0.840	21.34	0.120	3.05	0.620	15.75	POLY BAGS		OB
87457-XY	0.990	25.15	0.120	3.05	0.770	19.56	POLY BAGS		OB
87837-XY	0.585	14.86	0.120	3.05	0.365	9.27	POLY BAGS		OB
87920-XY	0.830	21.08	0.120	3.05	0.610	15.49	POLY BAGS		OB
88526-XY	1.340	34.04	0.120	3.05	1.120	28.45	POLY BAGS		OB
88714-XY	0.640	16.26	0.120	3.05	0.420	10.67	POLY BAGS		OB
89580-XY	0.930	23.62	0.120	3.05	0.710	18.03	POLY BAGS		OB
90824-XY	0.420	10.67	0.120	3.05	0.200	5.08	POLY BAGS		
94654-XYH	0.415	10.54	0.085	2.16	0.230	5.84	POLY BAGS		
95066-XYH	1.240	31.50	0.120	3.05	1.020	25.91	POLY BAGS		NOTE 1,10
95654-XYH	0.880	22.35	0.120	3.05	0.660	16.76	POLY BAGS		OB
98845-XYH	0.572	14.54	0.120	3.00	0.354	9.00	POLY BAGS/TUBES		OB
10002463-XYH	0.503	12.78	0.085	2.16	0.318	8.08	POLY BAGS		OB



Copyright FCI.

www.fciconnect.com			surface ISO 1302	<input checked="" type="checkbox"/>	tolerance std ISO 406 ISO 1101	projection 	INCH/MM ←→	
			TOLERANCES UNLESS OTHERWISE SPECIFIED					
Dr	T. BREWBAKER	7/29/94	ANGULAR	LINEAR	0.X	±0.3	size A4	
Eng	T.HANNA	7/29/94			0.XX	±0.15	Scale 1.000	
Chr	J. MURPHY	7/29/94	0°	±2°	0.XXX	±0.05	ECN	
Appr	T.HANNA	7/29/94	Product family		BERGSTIK	Spec ref		
	title				BERGSTIK® II HEADER .100/2.54 DR SELF-RET		dwg no	69192
			catalog no			CUSTOMER	sheet 4 of 4	