

Flat Cable Suppression Cores

Cases

Dimensions (Bold numbers are in millimeters, light numbers are in inches.)

Part Number Case	Fig.	A	B	C	D	E	Case Material	Part Number Case & 2 Ferrite Parts
0199166651	1	49.5 1.950	34.3 1.350	32.3 1.272	8.1 .320	20.0 .787	Nylon 6/6 Flammability Rating: UL94-V2	0443166651
0199163951	1	67.8 2.670	52.6 2.070	32.3 1.272	8.1 .320	38.0 1.496	Nylon 6/6 Flammability Rating: UL94-V2	0443163951
0199164051	1	80.8 3.180	65.5 2.580	32.3 1.272	8.1 .320	50.8 2.000	Nylon 6/6 Flammability Rating: UL94-V2	0443164051

Clips

Dimensions (Bold numbers are in millimeters, light numbers are in inches.)

Part Number Clip	Fig.	A	B	C	D	E	F	G	H	J	Clip Material
0199001401	2	16.1 .635	11.0 .433	12.7 .500	11.4 .450	8.0 .315	—	—	—	—	0.5(.020) High Carbon Steel Finish: Zinc Electroplate
0199010301	3	21.2 .835	11.0 .433	12.7 .500	16.5 .650	8.0 .315	7.5 .295	4.0 .157	6.0 .236	3.0 .118	0.5(.020) High Carbon Steel Finish: Zinc Electroplate
0199016051	4	16.7 .657	15.9 .626	15.9 .626	24.6 .969	4.35 .171	3.2 .126	6.4 .252	—	—	Nylon 6/6 Flammability Rating: UL94-V2
0199016551	4	16.7 .657	32.2 1.27	15.9 .626	40.5 1.59	4.35 .171	3.2 .126	6.4 .252	—	—	Nylon 6/6 Flammability Rating: UL94-V2

Flat Cable Suppression Cores

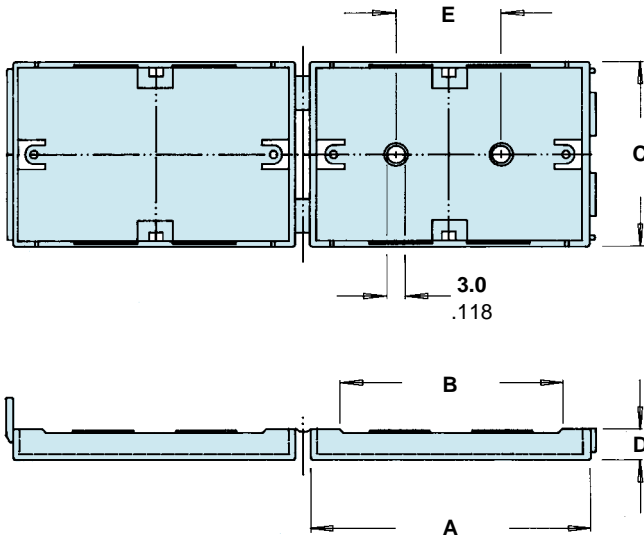


Figure 1
Case has rows of serrated teeth that grip and center the core around the cable. (Patented)

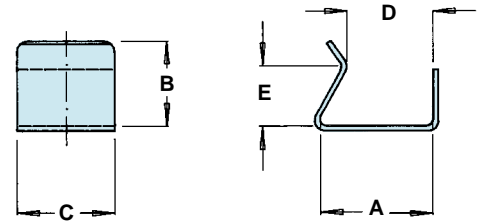


Figure 2

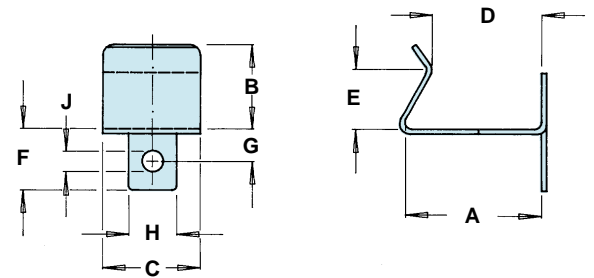


Figure 3

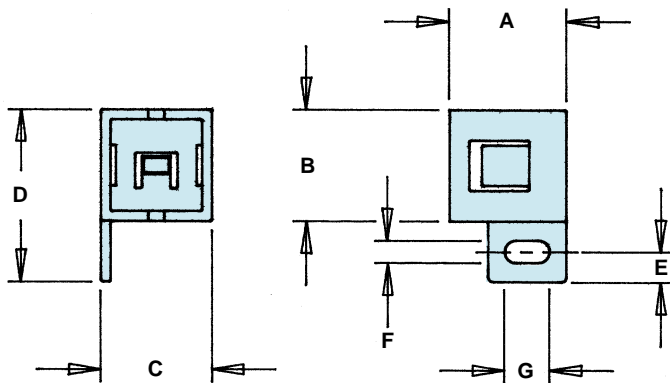


Figure 4