

POWER RELAY

1 POLE - 16A Relay

FTR-K2 Series

■ FEATURES

- SPST-NO
- High insulation
Insulation distance: minimum 6mm between coil and contact
Dielectric strength: 4KV
Surge strength: 10KV
- TV-5 rating
- Heat resistance, flammability
Class B (130° C) wire class, flammability 94V-0
- Cadmium free contact for eco-program
- Safety standards
UL, CSA, VDE approved, SEMKO
UL/CSA TV-5 rating approved
- Flux proof sealing, RTII
- RoHS compliant
Please see page 6 for more information



■ PARTNUMBER INFORMATION

[Example] FTR-K2 A K 012 T - **
 (a) (b) (c) (d) (e) (f)

(a)	Relay type	FTR-K2: FTR-K2 Series
(b)	Contact configuration	A : 1 form A (SPST-NO)
(c)	Coil type	K : Standard type (530mW)
(d)	Coil rated voltage	012 : 5....48VDC Coil rating table at page 3
(e)	Contact material / TV type	T : Silver-tin oxide (TV-5)
(f)	Special type	OK : 1.0mm contact gap

Actual marking does not carry the type name : "FTR"
E.g.: Ordering code: FTR-K2AK012T Actual marking: K2AK012T

FTR-K2 SERIES

■ SPECIFICATION

Item			FTR-K2AK () T
Contact Data	Configuration		1 form A (SPST-NO)
	Construction		Single
	Material		Silver tin oxide (AgSnO ₂)
	Resistance (initial)		Max. 100mOhm at 1A, 6VDC
	Contact rating (resistive)		250VAC / 30VDC / 16A
	Max. carrying current		16A
	Max. switching voltage		400VAC / 300VDC
	Max. switching power		4,000VA / 480W
	Min. switching load*		100mA, 5VDC
Life	Mechanical		Min. 2 x 10 ⁶ operations
	Electrical	DC contact rating	Min. 100 x 10 ³ operations
		AC contact rating	Min. 100 x 10 ³ operations
		Lamp load (TV-5)	Min. 25 x 10 ³ operations
Coil Data	Rated power (20 °C)		530mW
	Operate power (20 °C)		260mW
	Operating temperature range		-40 °C to +70 °C (no frost)
Timing Data	Operate (at nominal voltage)		Max. 15ms (without bounce)
	Release (at nominal voltage)		Max. 5ms (no diode)
Insulation	Resistance (initial)		Min. 1,000MOhm at 500VDC
	Dielectric strength	Open contacts	1,000VAC (50/60Hz) 1min
		Contacts to coil	4,000VAC (50/60Hz) 1min
	Surge strength	Coil to contacts	10,000V / 1.2 x 50µs standard wave
	Clearance		6mm
	Creepage		6mm
	EN61710-1, VDE0435	Voltage	250V
		Pollution degree	2
		Material group	III a
	Category	B / 250V	
Other	Vibration resistance	Misoperation>1us	10 to 55Hz double amplitude 1.5mm
		Endurance	10 to 55Hz double amplitude 1.5mm
	Shock	Misoperation>1us	200m/s ² (11 ± 1ms)
		Endurance	1,000m/s ² (6 ± 1ms)
	Weight		Approximately 13g
	Sealing		Flux proof (RT II)

* Minimum switching loads mentioned above are reference values. Please perform the confirmation test with actual load before production since reference values may vary according to switching frequencies, environmental conditions and expected reliability levels.

FTR-K2 SERIES

■ COIL RATING

Coil Code	Rated Coil Voltage (VDC)	Coil Resistance +/- 10% (Ohm)	Must Operate Voltage (VDC) *	Must Release-Voltage (VDC) *	Max. Coil Voltage (VDC)	Rated Power (mW)
005	5	47	3.5	0.25	8.5	530
006	6	68	4.2	0.3	10.2	
009	9	155	6.3	0.45	15.3	
012	12	270	8.4	0.6	20.4	
018	18	610	12.6	0.9	30.6	
024	24	1,110	16.8	1.2	40.8	
048	48	4,400	33.6	2.4	81.6	

Note: All values in the table are valid for 20°C and zero contact current.

* Specified operate values are valid for pulse wave voltage.

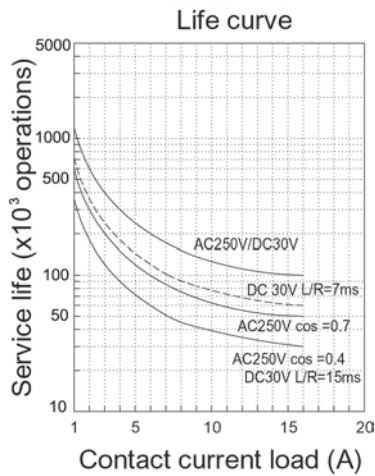
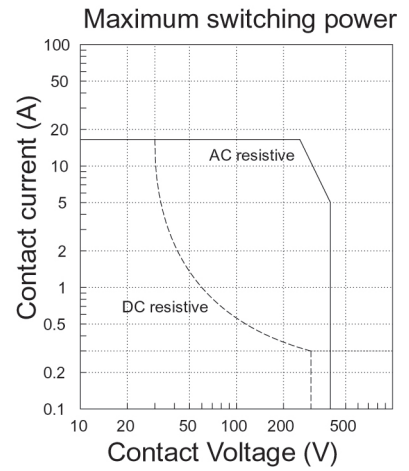
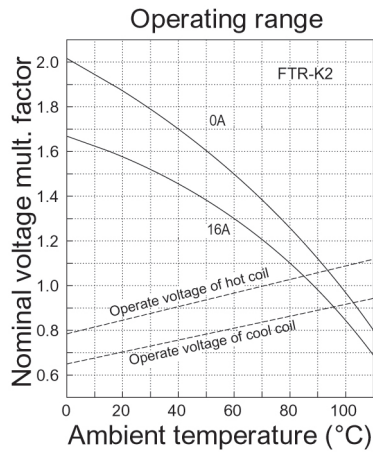
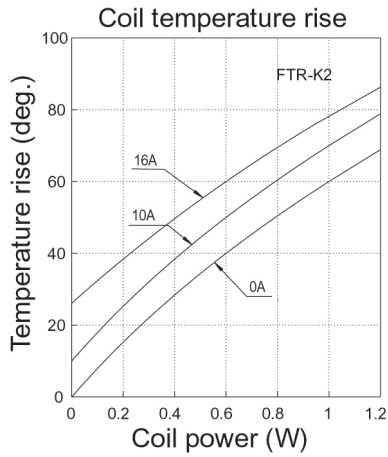
■ SAFETY STANDARDS

Type	Compliance	Contact rating
UL	UL 508	Flammability: UL 94-V0 (plastics)
	E63614	16A, 30VDC (resistive) 16A, 125VAC (resistive)
CSA	C22.2 No. 14 LR 40304	10A, 277VAC (resistive)
		1/2 HP, 125VAC 1 HP, 277VAC TV-5, 120 VAC Pilot duty: A300
VDE	0435, 0860	16A, 250 VAC (cosφ=1) 8A, 250 VAC cosφ=0.4
	40015431	18A, 30 VDC (0ms) 250VAC 5/80A inrush
SEMKO	EN 61058-1: 1992 AND A1 EN 61095:1993 and A1+A11	250 VAC, 10 (3) or 5/80 40T70

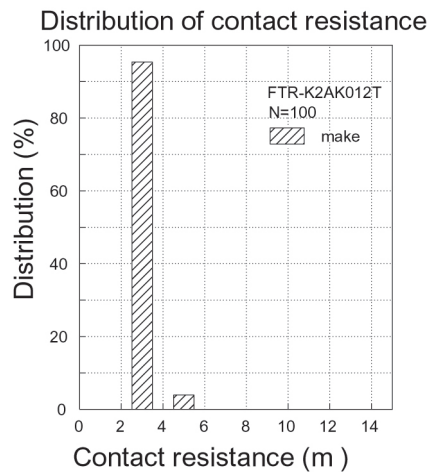
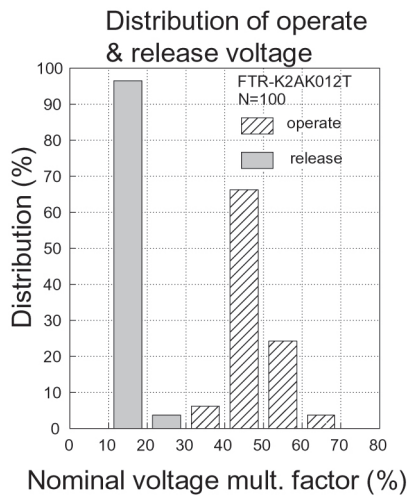
Complies with CQC, NEMKO, DEMKO, FIMKO

FTR-K2 SERIES

CHARACTERISTIC DATA



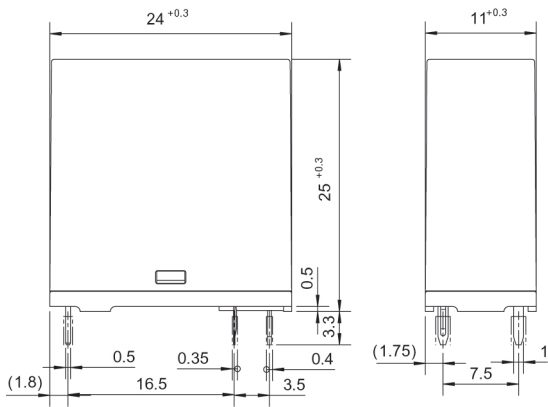
REFERENCE DATA



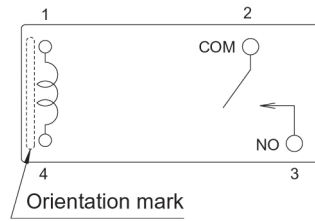
FTR-K2 SERIES

■ DIMENSIONS

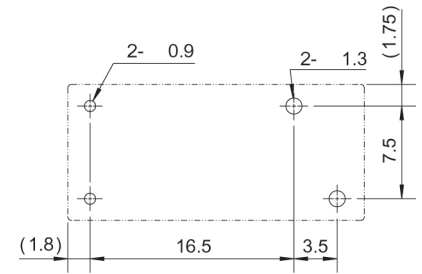
• Dimensions



• Schematics (BOTTOM VIEW)



• PC board mounting hole layout (BOTTOM VIEW)



Unit: mm

RoHS Compliance and Lead Free Information

1. General Information

- All signal and power relays produced by Fujitsu Components are compliant with RoHS directive 2002/95EC including amendments.
- Cadmium as used in electrical contacts is exempted from the RoHS directives on October 21st, 2005. (Amendment to Directive 2002/95/EC)
- All of our signal and power relays are lead-free. Please refer to Lead-Free Status Info for older date codes at: <http://www.fujitsu.com/us/downloads/MICRO/fcai/relays/lead-free-letter.pdf>
- Lead free solder plating on relay terminals is Sn-3.0Ag-0.5Cu, unless otherwise specified. This material has been verified to be compatible with PbSn assembly process.

2. Recommended Lead Free Solder Profile

- Recommended solder Sn-3.0Ag-0.5Cu.

Flow Solder condition:

Pre-heating: maximum 120°C
Soldering: dip within 5 sec. at
260°C solder bath

Solder by Soldering Iron:

Soldering Iron
Temperature: maximum 360°C
Duration: maximum 3 sec.

We highly recommend that you confirm your actual solder conditions

3. Moisture Sensitivity

- Moisture Sensitivity Level standard is not applicable to electromechanical relays, unless otherwise indicated.

4. Tin Whiskers

- Dipped SnAgCu solder is known as presenting a low risk to tin whisker development. No considerable length whisker was found by our in house test.

Fujitsu Components International Headquarter Offices

Japan

Fujitsu Component Limited
Gotanda-Chuo Building
3-5, Higashigotanda 2-chome, Shinagawa-ku
Tokyo 141, Japan
Tel: (81-3) 5449-7010
Fax: (81-3) 5449-2626
Email: promothq@ft.ed.fujitsu.com
Web: www.fcl.fujitsu.com

North and South America

Fujitsu Components America, Inc.
250 E. Caribbean Drive
Sunnyvale, CA 94089 U.S.A.
Tel: (1-408) 745-4900
Fax: (1-408) 745-4970
Email: components@us.fujitsu.com
Web: <http://us.fujitsu.com/components>

Europe

Fujitsu Components Europe B.V.
Diamantlaan 25
2132 WV Hoofddorp
Netherlands
Tel: (31-23) 5560910
Fax: (31-23) 5560950
Email: info@fceu.fujitsu.com
Web: emea.fujitsu.com/components/

Asia Pacific

Fujitsu Components Asia Ltd.
102E Pasir Panjang Road
#01-01 Citilink Warehouse Complex
Singapore 118529
Tel: (65) 6375-8560
Fax: (65) 6273-3021
Email: fcal@fcal.fujitsu.com
Web: <http://www.fujitsu.com/sg/services/micro/components/>

©2010 Fujitsu Components Europe B.V. All rights reserved. All trademarks or registered trademarks are the property of their respective owners.

The contents, data and information in this datasheet are provided by Fujitsu Component Ltd. as a service only to its user and only for general information purposes.

The use of the contents, data and information provided in this datasheet is at the users' own risk.

Fujitsu has assembled this datasheet with care and will endeavor to keep the contents, data and information correct, accurate, comprehensive, complete and up to date.

Fujitsu Components Europe B.V. and affiliated companies do however not accept any responsibility or liability on their behalf, nor on behalf of its employees, for any loss or damage, direct, indirect or consequential, with respect to this datasheet, its contents, data, and information and related graphics and the correctness, reliability, accuracy, comprehensiveness, usefulness, availability and completeness thereof.

Nor do Fujitsu Components Europe B.V. and affiliated companies accept on their behalf, nor on behalf of its employees, any responsibility or liability for any representation or warrant of any kind, express or implied, including warranties of any kind for merchantability or fitness for particular use, with respect to these datasheets, its contents, data, information and related graphics and the correctness, reliability, accuracy, comprehensiveness, usefulness, availability and completeness thereof. Rev. July 21, 2010