



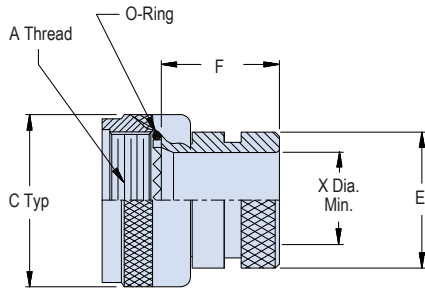
# RJ45 AND USB 2.0 Contacts, Tools, and Accessories



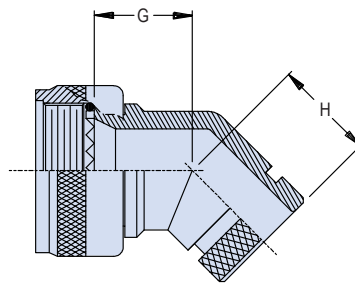
## 310-001 Shrink Boot Adapter with Rotatable Coupling for 38999 Series III Type Connectors



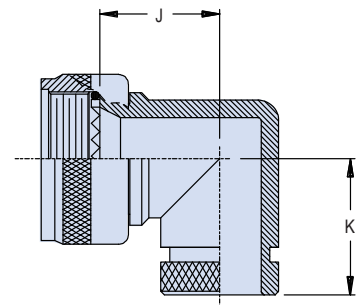
How To Order						
Sample Part Number	310	H	S	001	M	17
Series/Basic Part No.	310 - Shrink Boot Adapter					
Connector Designator	H = 38999					
Angular Function	A = 90° B = 45° S = Straight					
Basic Part No.	001					
Finish	See Material and Finish Table					
Shell Size	15, 17, 19					



**Straight (S)**



**45° (B)**



**90° (A)**

Dimensions									
Shell Size	A Thread	C Typ	E Max	F Max	G Max	H Max	J Max	K Max	X Dia. Min.
15	M22 X 1 -- 6H	1.07 (27.2)	.838 (21.3)	.940 (23.9)	.705 (17.9)	.890 (22.6)	.920 (23.4)	1.110 (28.2)	.565 (14.4)
17	M25 X 1 -- 6H	1.21 (30.7)	.963 (24.5)	.940 (23.9)	.732 (18.6)	.910 (23.1)	.980 (24.9)	1.170 (29.7)	.690 (17.5)
19	M28 X 1 -- 6H	1.36 (34.5)	1.042 (26.5)	.940 (23.9)	.748 (19.0)	.920 (23.4)	1.020 (25.9)	1.190 (30.2)	.769 (19.5)

Materials and Finishes		
NF	Aluminum	Cadmium, olive drab
ME		Electroless nickel
MT		Nickel PTFE
ZR		Black zinc-nickel

Recommended Shrink Boot*		
Shell Size	Shrink Boot with Low Temp Adhesive	Shrink Boot without Low Temp Adhesive
15	770-028S904 Lipless boot	770-028S904U Lipless boot
17	770-028S906	770-028S906U
19	770-028S906	770-028S906U

\* **Shrink Boot MUST be ordered separately.**  
Shrink boot material: compound 2013 low temperature polyolefin.

MIL-DTL-38999 Type

M