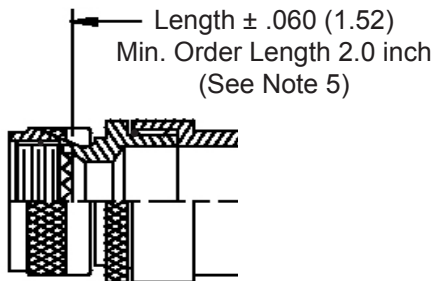
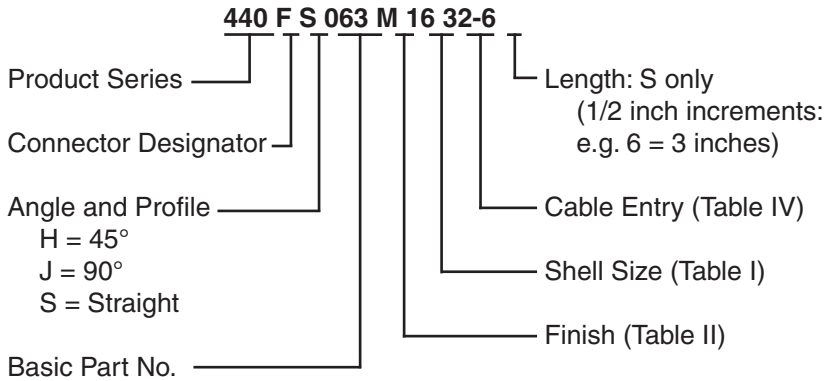
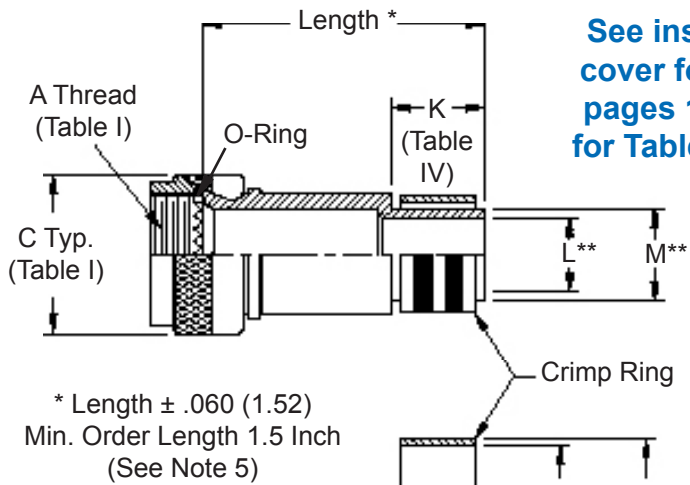


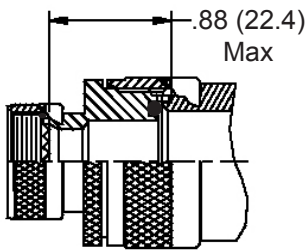
CONNECTOR DESIGNATORS
A-F-H-L-S
ROTATABLE COUPLING



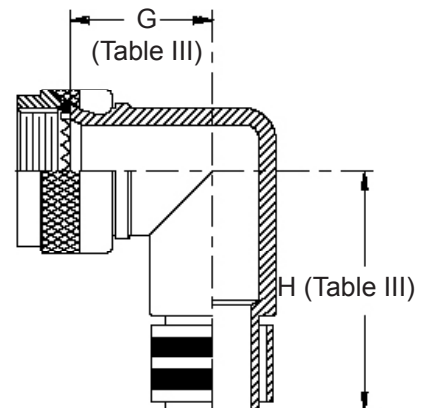
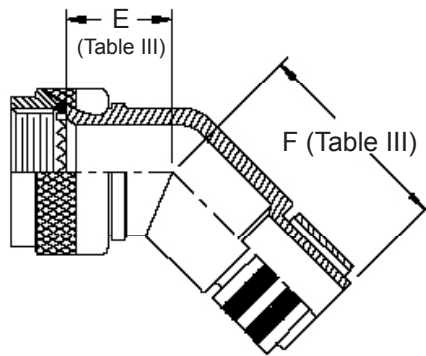
STYLE 2
(STRAIGHT
See Note 1)



See inside back cover fold-out or pages 13 and 14 for Tables I and II.



STYLE 2
(45° & 90°
See Note 1)



-445 Add "-445" to Specify Glenair's Non-Detent, ("NESTOR") Spring-Loaded, Self-Locking Coupling. See Page 41 for Details.

Metric dimensions (mm) are indicated in parentheses.

440-063
EMI/RFI Crimp Ring Adapter
Rotatable Coupling - Standard Profile



TABLE III: ELBOW DIMENSIONS

Shell Size		E		F		G		H	
Conn. Desig.		Max		Max		Max		Max	
A-F-L-S	H								
08	09	.639	(16.2)	.702	(17.8)	.750	(19.1)	.812	(20.6)
10	11	.664	(16.9)	.732	(18.6)	.812	(20.6)	.875	(22.2)
12	13	.688	(17.5)	1.040	(26.4)	.875	(22.2)	1.220	(31.0)
14	15	.705	(17.9)	1.070	(27.2)	.920	(23.4)	1.290	(32.8)
16	17	.732	(18.6)	1.090	(27.7)	.980	(24.9)	1.350	(34.3)
18	19	.748	(19.0)	1.100	(27.9)	1.020	(25.9)	1.370	(34.8)
20	21	.773	(19.6)	1.120	(28.4)	1.080	(27.4)	1.430	(36.3)
22	23	.800	(20.3)	1.160	(29.5)	1.140	(29.0)	1.510	(38.4)
24	25	.823	(20.9)	1.190	(30.2)	1.200	(30.5)	1.580	(40.1)

1. When maximum cable entry (page 21) is exceeded, Style 2 will be supplied. Dimensions E, F, G and H will not apply. Please consult factory.
2. For proper installation of crimp ring, use Thomas & Betts (or equivalent) installation dies listed (Table IV) for each dash no.
3. Dimensions shown are not intended for inspection criteria.
4. Consult factory for shorter lengths on straight backshells.
5. Interface O-Ring not supplied with Connector Designator A.

TABLE IV: CABLE ENTRY

Dash No.	K		L		M		N		P		R		Inst. Tool Die No. (Note 2)
	Nom		Nom		Nom		Nom		Nom		Nom		
06	.312	(7.9)	.090	(2.3)	.113	(2.9)	.250	(6.4)	.156	(4.0)	.194	(4.9)	WT402
10	.312	(7.9)	.124	(3.1)	.145	(3.7)	.250	(6.4)	.187	(4.7)	.227	(5.8)	WT406
13	.312	(7.9)	.149	(3.8)	.179	(4.5)	.250	(6.4)	.225	(5.7)	.256	(6.5)	WT409
16	.312	(7.9)	.175	(4.4)	.215	(5.5)	.250	(6.4)	.261	(6.6)	.297	(7.5)	WT411
20	.312	(7.9)	.219	(5.6)	.250	(6.4)	.250	(6.4)	.297	(7.5)	.335	(8.5)	WT414
23	.312	(7.9)	.250	(6.4)	.281	(7.1)	.250	(6.4)	.327	(8.3)	.372	(9.4)	WT416
26	.312	(7.9)	.275	(7.0)	.306	(7.8)	.250	(6.4)	.375	(9.5)	.406	(10.3)	WT440/5451
29	.312	(7.9)	.297	(7.5)	.335	(8.5)	.250	(6.4)	.405	(10.3)	.453	(11.5)	WT440/5452
30	.312	(7.9)	.312	(7.9)	.365	(9.3)	.250	(6.4)	.425	(10.8)	.473	(12.0)	WT440/5454
31	.312	(7.9)	.375	(9.5)	.406	(10.3)	.250	(6.4)	.500	(12.7)	.560	(14.2)	WT440/5457
32	.600	(15.2)	.430	(10.9)	.500	(12.7)	.440	(11.2)	.590	(15.0)	.670	(17.0)	GS590
33	.600	(15.2)	.550	(14.0)	.620	(15.7)	.440	(11.2)	.710	(18.0)	.790	(20.1)	GS710
34	.600	(15.2)	.670	(17.0)	.750	(19.1)	.440	(11.2)	.840	(21.3)	.920	(23.4)	GS840
35	.600	(15.2)	.810	(20.6)	.880	(22.4)	.440	(11.2)	1.010	(25.7)	1.090	(27.7)	GS1010
36	.600	(15.2)	.920	(23.4)	1.000	(25.4)	.440	(11.2)	1.130	(28.7)	1.210	(30.7)	GS1130
38	.600	(15.2)	1.040	(26.4)	1.120	(28.4)	.440	(11.2)	1.250	(31.8)	1.330	(33.8)	GS1250
39	.600	(15.2)	1.122	(28.5)	1.192	(30.3)	.440	(11.2)	1.332	(33.8)	1.412	(35.9)	GS1332
40	.600	(15.2)	1.224	(31.1)	1.294	(32.9)	.440	(11.2)	1.440	(36.6)	1.520	(38.6)	GS1440
41	.600	(15.2)	1.353	(34.4)	1.423	(36.1)	.440	(11.2)	1.562	(39.7)	1.643	(41.7)	GS1563
42	.600	(15.2)	1.425	(36.2)	1.545	(39.2)	.440	(11.2)	1.670	(42.4)	1.750	(44.5)	GS1670
43	.600	(15.2)	1.550	(39.4)	1.670	(42.4)	.440	(11.2)	1.795	(45.6)	1.875	(47.6)	GS1795
44	.600	(15.2)	1.675	(42.5)	1.795	(45.6)	.440	(11.2)	1.920	(48.8)	2.000	(50.8)	GS1920
45	.600	(15.2)	1.800	(45.7)	1.920	(48.8)	.440	(11.2)	2.045	(51.9)	2.125	(54.0)	GS2045
46	.600	(15.2)	1.925	(48.9)	2.045	(51.9)	.440	(11.2)	2.170	(55.1)	2.250	(57.2)	GS2170
47	.600	(15.2)	2.050	(52.1)	2.170	(55.1)	.440	(11.2)	2.295	(58.3)	2.375	(60.3)	GS2295
48	.600	(15.2)	2.175	(55.2)	2.295	(58.3)	.440	(11.2)	2.420	(61.5)	2.500	(63.5)	GS2420
49	.600	(15.2)	2.300	(58.4)	2.420	(61.5)	.440	(11.2)	2.545	(64.6)	2.625	(66.7)	GS2545
50	.600	(15.2)	2.425	(61.6)	2.545	(64.6)	.440	(11.2)	2.670	(67.8)	2.750	(69.9)	GS2670
51	.600	(15.2)	2.530	(64.3)	2.670	(67.8)	.440	(11.2)	2.795	(71.0)	2.875	(73.0)	GS2795
52	.600	(15.2)	2.655	(67.4)	2.795	(71.0)	.440	(11.2)	2.920	(74.2)	3.000	(76.2)	GS2920
53	.600	(15.2)	2.780	(70.6)	2.920	(74.2)	.440	(11.2)	3.045	(77.3)	3.125	(79.4)	GS3045
54	.600	(15.2)	2.905	(73.8)	3.045	(77.3)	.440	(11.2)	3.170	(80.5)	3.250	(82.6)	GS3170