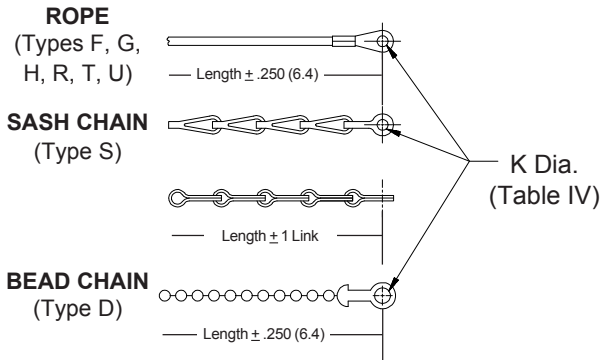
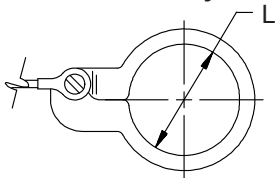


| Sym | Attachment Type |
|-----|--|
| D | Bead Chain, Cres., Passivate |
| F | Wire Rope, Nylon Jacket |
| G | Nylon Rope |
| H | Wire Rope, Teflon Jacket |
| R | Wire Rope, PVC Jacket |
| S | #8 Sash Chain, Cres., Passivate |
| T | Wire Rope, No Jacket |
| U | Wire Rope, Polyurethane Jacket with Terminal |

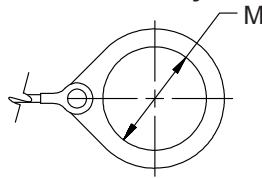


| Dash No. | K DIA |
|----------|------------|
| 01 | .140 (3.6) |
| 02 | .182 (4.6) |
| 03 | .191 (4.9) |
| 04 | .197 (5.0) |
| 05 | .167 (4.2) |
| 06 | .125 (3.2) |
| 07 | .218 (5.5) |
| 09 | .156 (4.0) |
| 00 | No Eyelet |

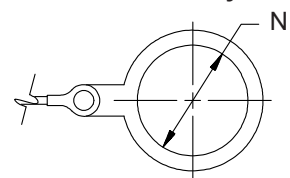
SPLIT RING - Style C



SOLID RING - Style B



SOLID RING - Style A



| Dash No. | L Dia. ±.015 (0.4) | Dash No. | L Dia. ±.015 (0.4) |
|----------|--------------------|----------|--------------------|
| 50 | .425 (10.8) | 74 | 1.625 (41.3) |
| 52 | .485 (12.3) | 76 | 1.750 (44.5) |
| 54 | .640 (16.3) | 78 | 1.875 (47.6) |
| 56 | .750 (19.1) | 80 | 1.980 (50.3) |
| 58 | .890 (22.6) | 82 | 2.060 (52.3) |
| 60 | 1.015 (25.8) | 84 | 2.235 (56.8) |
| 62 | 1.095 (27.8) | 86 | 2.310 (58.7) |
| 64 | 1.130 (28.7) | 88 | 2.475 (62.9) |
| 66 | 1.250 (31.8) | 90 | 2.655 (67.4) |
| 68 | 1.350 (34.3) | 92 | 2.810 (71.4) |
| 70 | 1.390 (35.3) | 94 | 3.045 (77.3) |
| 72 | 1.485 (37.7) | | |

| Dash No. | M Dia. ±.015 (0.4) | Dash No. | M Dia. ±.015 (0.4) |
|----------|--------------------|----------|--------------------|
| 08 | .468 (11.9) | 24 | 1.484 (37.7) |
| 10 | .593 (15.1) | 25 | 1.577 (40.1) |
| 11 | .265 (6.73) | 27 | 1.640 (41.7) |
| 12 | .718 (18.2) | 28 | 1.687 (42.8) |
| 13 | .765 (19.4) | 29 | 1.765 (44.8) |
| 14 | .844 (21.4) | 30 | 1.890 (48.0) |
| 15 | .890 (22.6) | 31 | 1.953 (49.6) |
| 16 | .968 (24.6) | 32 | 1.968 (50.0) |
| 17 | 1.015 (25.8) | 33 | 2.077 (52.8) |
| 18 | 1.093 (27.8) | 35 | 2.140 (54.4) |
| 19 | 1.140 (29.0) | 36 | 2.187 (55.5) |
| 20 | 1.203 (30.6) | 40 | 2.406 (61.1) |
| 21 | 1.265 (32.1) | 44 | 2.656 (67.5) |
| 22 | 1.343 (34.1) | 48 | 3.031 (77.0) |
| 23 | 1.453 (36.9) | | |

| Dash No. | N Dia. ±.015 (0.4) | Dash No. | N Dia. ±.015 (0.4) |
|----------|--------------------|----------|--------------------|
| 095 | .312 (7.9) | 109 | 1.266 (32.2) |
| 100 | .391 (9.9) | 209 | 1.312 (33.3) |
| 101 | .516 (13.1) | 110 | 1.391 (35.3) |
| 102 | .583 (14.8) | 210 | 1.438 (36.5) |
| 103 | .641 (16.3) | 111 | 1.521 (38.6) |
| 104 | .708 (18.0) | 211 | 1.536 (39.0) |
| 105 | .766 (19.5) | 112 | 1.641 (41.7) |
| 205 | .788 (20.0) | 113 | 1.766 (44.9) |
| 106 | .896 (22.2) | 213 | 1.812 (46.0) |
| 206 | .907 (23.0) | 114 | 1.891 (48.0) |
| 107 | 1.016 (25.8) | 214 | 1.938 (49.2) |
| 207 | 1.025 (26.0) | 115 | 2.078 (52.8) |
| 108 | 1.141 (29.0) | 116 | 2.406 (61.1) |
| 308 | 1.188 (30.2) | 117 | 2.510 (63.8) |
| 208 | 1.203 (30.6) | | |

Metric dimensions (mm) are indicated in parentheses.