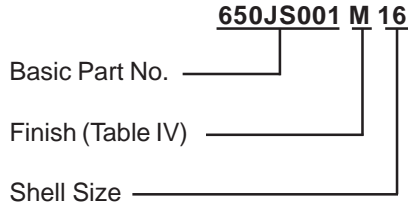


650JS001 - 650JS002
Dummy Storage Receptacles - Bayonet
MIL-C-81511 Series I, II, III and IV



MIL-C-81511 Series I & III



MIL-C-81511 Series II & IV

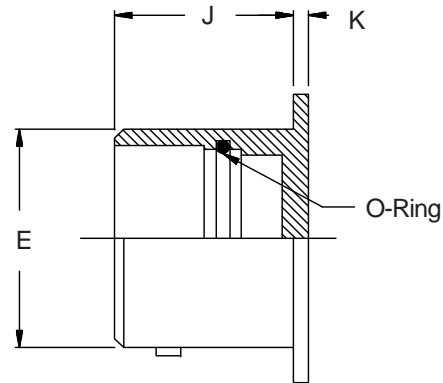
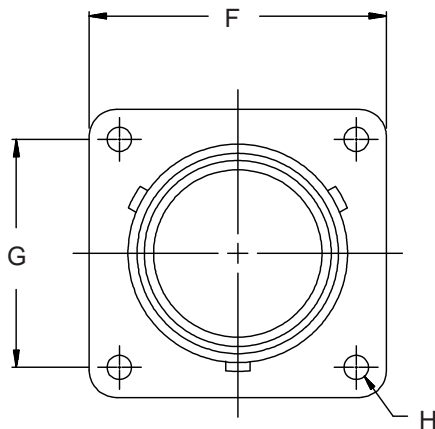
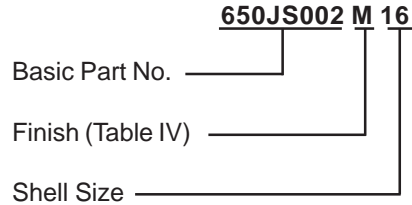


TABLE III: DIMENSIONS

Shell Size	E Dia	F Max	G	H Max	J	K
08	.553 (14.0)	.820 (20.8)	.599 (15.2)	.126 (3.2)	.645 (16.4)	.070 (1.8)
10	.678 (17.2)	.945 (24.0)	.724 (18.4)	.126 (3.2)	.645 (16.4)	.070 (1.8)
14	.928 (23.6)	1.133 (28.8)	.911 (23.1)	.126 (3.2)	.645 (16.4)	.070 (1.8)
16	1.054 (26.8)	1.258 (32.0)	.974 (24.7)	.126 (3.2)	.645 (16.4)	.070 (1.8)
18	1.178 (29.9)	1.351 (34.3)	1.067 (27.1)	.126 (3.2)	.645 (16.4)	.070 (1.8)
20	1.303 (33.1)	1.475 (37.5)	1.161 (29.5)	.126 (3.2)	.645 (16.4)	.070 (1.8)
22	1.428 (36.3)	1.570 (39.9)	1.255 (31.9)	.126 (3.2)	.645 (16.4)	.070 (1.8)
24	1.553 (39.4)	1.711 (43.5)	1.380 (35.1)	.153 (3.9)	.645 (16.4)	.070 (1.8)

TABLE IV: STANDARD FINISHES

Glenair Symbol	Military Ref.	Finish
N	1	Cadmium Olive Drab over Nickel
M	2	Electroless nickel

1. For complete dimensions see Military Standard MIL-C-81511/19 and /30.
2. Metric dimensions (mm) are indicated in parentheses.