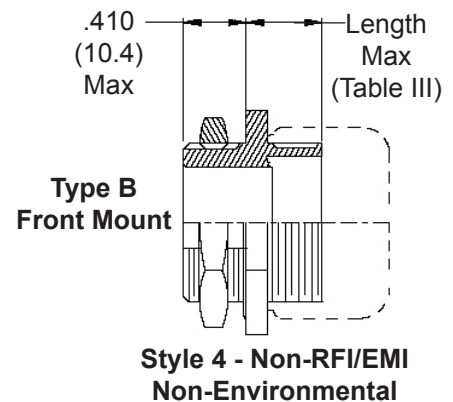
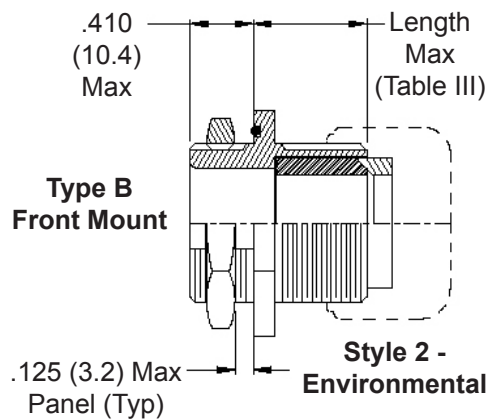
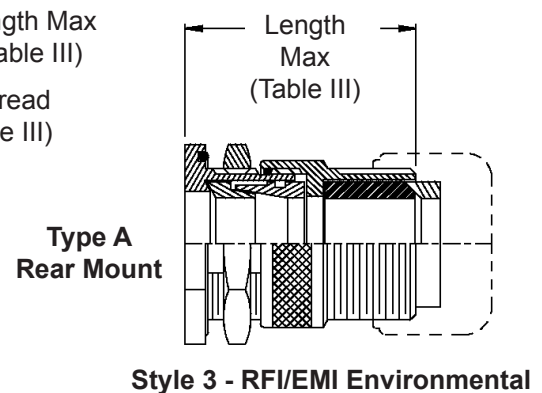
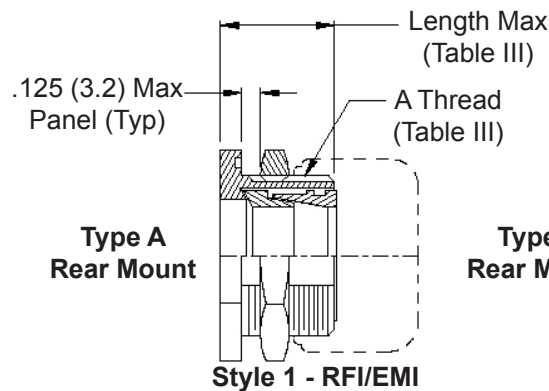
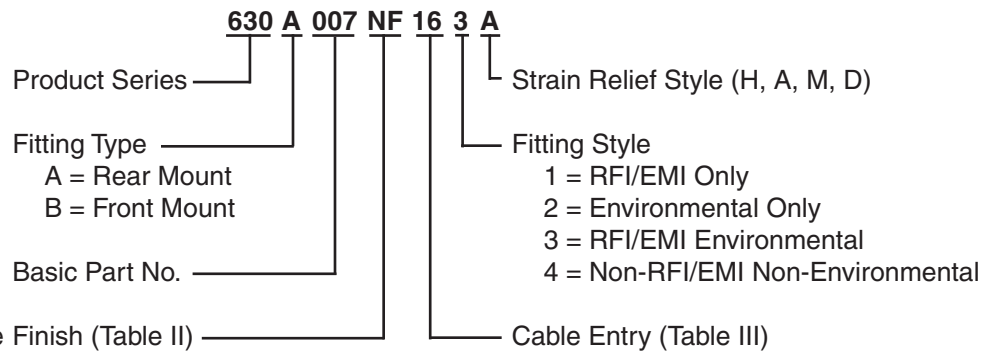


Single Overall EMI/RFI Shield Termination

1. Metric dimensions (mm) are indicated in parentheses.
2. Cable range is defined as the accommodations range for the wire bundle or cable. Dimensions shown are not intended for inspection criteria.

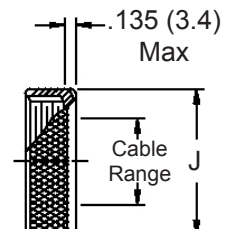
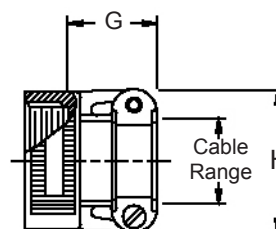
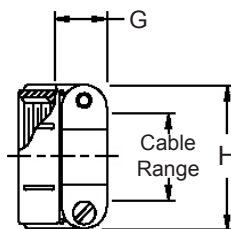
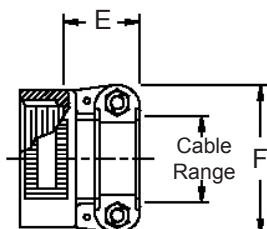


STYLE H
Heavy Duty

STYLE A
Medium Duty

STYLE M
Medium Duty

STYLE D
Medium Duty



630-007

EMI/RFI Environmental Bulkhead Feed-Through
with Strain Relief
Front and Rear Jam Nut Mount - Straight



63

See inside back cover fold-out or page 14 for Table II.

TABLE III: CABLE ENTRY

Dash No.	Clamp Style	Clamp Size	Cable Range		A Thread Unified	B Dim	C Flat		D Dia				
			Min	Max			± .010	(± .3)	± .010	(± .3)			
01	1, 2, 4	03*	.157	(4.0)	.250	(6.4)	1/2 -28	.688	(17.5)	.479	(12.2)	.515	(13.1)
02	3	03*	.157	(4.0)	.250	(6.4)	1/2 -28	.688	(17.5)	.479	(12.2)	.515	(13.1)
03	1, 2, 4	04*	.187	(4.7)	.312	(7.9)	5/8 -24	.813	(20.7)	.595	(15.1)	.640	(16.3)
04	3	04*	.187	(4.7)	.312	(7.9)	5/8 -24	.813	(20.7)	.595	(15.1)	.640	(16.3)
05	1, 2, 4	06*	.281	(7.1)	.437	(11.1)	3/4 -20	.938	(23.8)	.720	(18.3)	.765	(19.4)
06	3	06*	.281	(7.1)	.437	(11.1)	3/4 -20	.938	(23.8)	.720	(18.3)	.765	(19.4)
07	1, 2, 4	08	.344	(8.7)	.562	(14.3)	7/8 -20	1.063	(27.0)	.845	(21.5)	.890	(22.6)
08	3	08	.344	(8.7)	.562	(14.3)	7/8 -20	1.063	(27.0)	.845	(21.5)	.890	(22.6)
09	1, 2, 4	10	.375	(9.5)	.625	(15.9)	1 -20	1.250	(31.8)	.970	(24.6)	1.015	(25.8)
10	3	10	.375	(9.5)	.625	(15.9)	1 -20	1.250	(31.8)	.970	(24.6)	1.015	(25.8)
11	1, 2, 4	12	.438	(11.1)	.750	(19.1)	1 3/16 -18	1.375	(34.9)	1.158	(29.4)	1.202	(30.5)
12	3	12	.438	(11.1)	.750	(19.1)	1 3/16 -18	1.375	(34.9)	1.158	(29.4)	1.202	(30.5)
13	1, 2, 4	16	.625	(15.9)	.937	(23.8)	1 7/16 -18	1.625	(41.3)	1.408	(35.8)	1.452	(36.9)
14	3	16	.625	(15.9)	.937	(23.8)	1 7/16 -18	1.625	(41.3)	1.408	(35.8)	1.452	(36.9)
15	1, 2, 4	20	.875	(22.2)	1.250	(31.8)	1 3/4 -18	2.000	(50.8)	1.720	(43.7)	1.765	(44.8)
16	3	20	.875	(22.2)	1.250	(31.8)	1 3/4 -18	2.000	(50.8)	1.720	(43.7)	1.765	(44.8)
17	1, 2, 4	24	1.000	(25.4)	1.375	(34.9)	2 -18	2.188	(55.6)	1.970	(50.0)	2.015	(51.2)
18	3	24	1.000	(25.4)	1.375	(34.9)	2 -18	2.188	(55.6)	1.970	(50.0)	2.015	(51.2)
19	1, 2, 4	28	1.250	(31.8)	1.625	(41.3)	2 1/4 -16	2.438	(61.9)	2.220	(56.4)	2.265	(57.5)
20	3	28	1.250	(31.8)	1.625	(41.3)	2 1/4 -16	2.438	(61.9)	2.220	(56.4)	2.265	(57.5)
21	1, 2, 4	32*	1.437	(36.5)	1.875	(47.6)	2 1/2 -16	2.813	(71.5)	2.470	(62.7)	2.515	(63.9)
22	3	32*	1.437	(36.5)	1.875	(47.6)	2 1/2 -16	2.813	(71.5)	2.470	(62.7)	2.515	(63.9)
23	1, 2, 4	40*	1.875	(47.6)	2.375	(60.3)	3 -16	3.375	(85.7)	2.970	(75.4)	3.015	(76.6)
24	3	40*	1.875	(47.6)	2.375	(60.3)	3 -16	3.375	(85.7)	2.970	(75.4)	3.015	(76.6)

* Not Available in Style M Clamp

TABLE III (Continued)

Dash No.	Style	E Max		F Max		G Max		H Max		J Max		Length Max	
01	1, 2, 4	---	---	---	---	.760	(19.3)	.843	(21.4)	.630	(16.0)	1.281	(32.5)
02	3	---	---	---	---	.760	(19.3)	.843	(21.4)	.630	(16.0)	1.969	(50.0)
03	1, 2, 4	.780	(19.8)	.957	(24.3)	.760	(19.3)	.906	(23.0)	.755	(19.2)	1.281	(32.5)
04	3	.780	(19.8)	.957	(24.3)	.760	(19.3)	.906	(23.0)	.755	(19.2)	1.969	(50.0)
05	1, 2, 4	.780	(19.8)	1.145	(29.1)	.760	(19.3)	1.093	(27.8)	.942	(23.9)	1.281	(32.5)
06	3	.780	(19.8)	1.145	(29.1)	.760	(19.3)	1.093	(27.8)	.942	(23.9)	1.969	(50.0)
07	1, 2, 4	.780	(19.8)	1.332	(33.8)	.760	(19.3)	1.187	(30.1)	1.067	(27.1)	1.281	(32.5)
08	3	.780	(19.8)	1.332	(33.8)	.760	(19.3)	1.187	(30.1)	1.067	(27.1)	1.969	(50.0)
09	1, 2, 4	.780	(19.8)	1.332	(33.8)	.760	(19.3)	1.281	(32.5)	1.192	(30.3)	1.281	(32.5)
10	3	.780	(19.8)	1.332	(33.8)	.760	(19.3)	1.281	(32.5)	1.192	(30.3)	1.969	(50.0)
11	1, 2, 4	.811	(20.6)	1.551	(39.4)	.760	(19.3)	1.500	(38.1)	1.380	(35.1)	1.344	(34.1)
12	3	.811	(20.6)	1.551	(39.4)	.760	(19.3)	1.500	(38.1)	1.380	(35.1)	1.969	(50.0)
13	1, 2, 4	.905	(23.0)	1.770	(45.0)	1.073	(27.3)	1.719	(43.7)	1.535	(39.0)	1.344	(34.1)
14	3	.905	(23.0)	1.770	(45.0)	1.073	(27.3)	1.719	(43.7)	1.535	(39.0)	1.969	(50.0)
15	1, 2, 4	1.092	(27.7)	2.113	(53.7)	1.323	(33.6)	2.062	(52.4)	1.848	(46.9)	1.344	(34.1)
16	3	1.092	(27.7)	2.113	(53.7)	1.323	(33.6)	2.062	(52.4)	1.848	(46.9)	2.062	(52.4)
17	1, 2, 4	1.124	(28.5)	2.363	(60.0)	1.323	(33.6)	2.312	(58.7)	2.255	(57.3)	1.406	(35.7)
18	3	1.124	(28.5)	2.363	(60.0)	1.323	(33.6)	2.312	(58.7)	2.255	(57.3)	2.062	(52.4)
19	1, 2, 4	1.399	(35.5)	2.770	(70.4)	1.572	(39.9)	2.719	(69.1)	2.505	(63.6)	1.406	(35.7)
20	3	1.399	(35.5)	2.770	(70.4)	1.572	(39.9)	2.719	(69.1)	2.505	(63.6)	2.062	(52.4)
21	1, 2, 4	1.399	(35.5)	3.020	(76.7)	1.572	(39.9)	2.969	(75.4)	2.755	(70.0)	1.406	(35.7)
22	3	1.399	(35.5)	3.020	(76.7)	1.572	(39.9)	2.969	(75.4)	2.755	(70.0)	2.375	(60.3)
23	1, 2, 4	---	---	---	---	1.572	(39.9)	3.531	(89.7)	3.255	(82.7)	1.531	(38.9)
24	3	---	---	---	---	1.572	(39.9)	3.531	(89.7)	3.255	(82.7)	2.375	(60.3)