

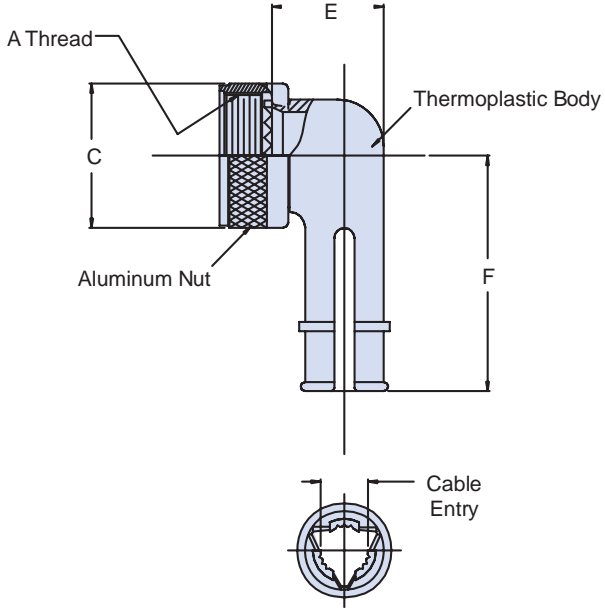
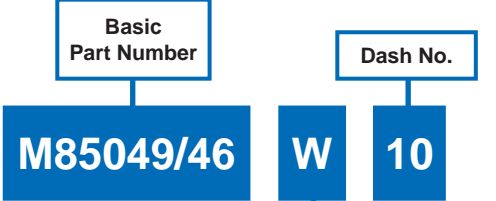
AS85049/46 and MS27663-2 90° Non-Self-Locking Composite Strain Relief



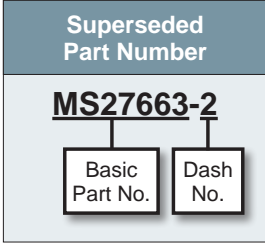
AS85049

B

CONNECTOR DESIGNATOR:	
F	MIL-DTL-38999 Series I and II



Finish	
A	Anodize, Black
W	1,000 Hour Cadmium Olive Drab over Electroless Nickel
X	Nickel Fluorocarbon Polymer
Y	Pure Dense Electrodeposited Aluminum
Z	Zinc-Nickel, Black



Dash No.	Shell Size Ref.	A Thread Class 2B	Ø C Max	E Max		F Max		Cable Entry				
				Min	Max	Min	Max	Min	Max	Min	Max	
8	8/9	.438 - 28 UNEF	.578	(14.7)	.656	(16.7)	1.015	(25.8)	.094	(2.4)	.203	(5.2)
10	10/11	.562 - 24 UNEF	.703	(17.9)	.688	(17.5)	1.062	(27.0)	.141	(3.6)	.250	(6.4)
12	12/13	.688 - 24 UNEF	.828	(21.0)	.750	(19.1)	1.125	(28.6)	.172	(4.4)	.323	(8.2)
14	14/15	.813 - 20 UNEF	.953	(24.2)	.859	(21.8)	1.328	(33.7)	.203	(5.2)	.422	(10.7)
16	16/17	.938 - 20 UNEF	1.078	(27.4)	.937	(23.8)	1.392	(35.4)	.234	(5.9)	.500	(12.7)
18	18/19	1.063 - 18 UNEF	1.203	(30.6)	1.000	(25.4)	1.453	(36.9)	.265	(6.7)	.562	(14.3)
20	20/21	1.188 - 18 UNEF	1.328	(33.7)	1.062	(27.0)	1.609	(40.9)	.297	(7.5)	.625	(15.9)
22	22/23	1.313 - 18 UNEF	1.453	(36.9)	1.141	(29.0)	1.656	(42.1)	.328	(8.3)	.703	(17.9)
24	24/25	1.438 - 18 UNEF	1.578	(40.1)	1.203	(30.6)	1.719	(43.7)	.359	(9.1)	.765	(19.4)

- ### APPLICATION NOTES
- Assembly to be identified with manufacturer's name and part number, space permitting.
 - Cable Entry is defined as the accommodation entry for the wire bundle or cable. Dimensions are not intended for inspection criteria.
 - For complete dimensions, see the applicable Military Specification.
 - Metric dimensions (mm) are in parentheses.

Dimensions in inches (millimeters) and are subject to change without notice.