

620-042
Composite Strain-Relief Clamp
with Self-Locking Rotatable Coupling
Straight, 45° & 90°



CONNECTOR DESIGNATOR:	
A	MIL-DTL-5015, -26482 Series II, and -83723 Series I and III
F	MIL-DTL-38999 Series I, II
L	MIL-DTL-38999 Series 1.5 (JN1003)
H	MIL-DTL-38999 Series III and IV
G	MIL-DTL-28840
U	DG123 and DG123A
SELF-LOCKING	
ROTATABLE COUPLING	
STANDARD PROFILE	

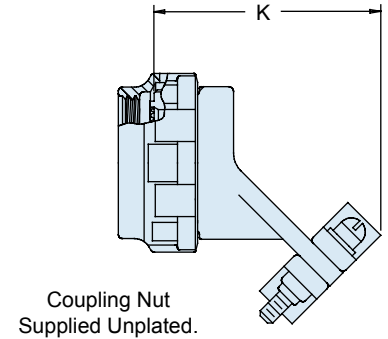
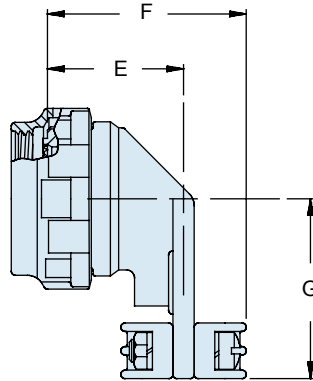
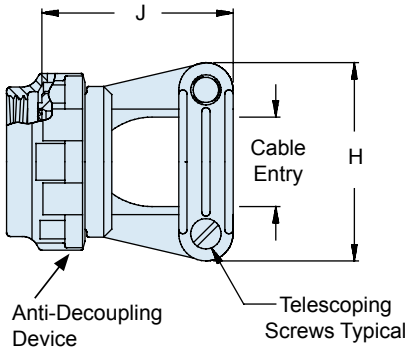
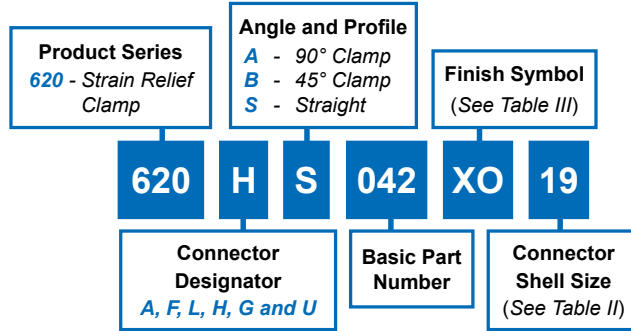


TABLE II: CONNECTOR SHELL SIZE ORDER NUMBER

Shell Size For Connector Designator*					E	F	G	H	J	K	Cable Entry**	
A	F/L	H	G	U	(Ref)	±.06 (1.5)	±.0 (1.5)	±.06 (1.5)	±.06 (1.5)	Max	±.03	0.8
08	08	09	-	-	.63 (16.0)	.86 (21.8)	.88 (22.4)	.88 (22.4)	.80 (20.3)	1.32 (33.5)	.22	(5.6)
10	10	11	-	08	.65 (16.5)	.91 (23.1)	.94 (23.9)	.94 (23.9)	.88 (22.4)	1.35 (34.3)	.26	(6.6)
12	12	13	11	10	.71 (18.0)	1.02 (25.9)	1.03 (26.2)	1.17 (29.7)	1.00 (25.4)	1.43 (36.3)	.34	(8.6)
14	14	15	13	12	.76 (19.3)	1.13 (28.7)	1.13 (28.7)	1.28 (32.5)	1.00 (25.4)	1.48 (37.6)	.46	(11.7)
16	16	17	15	14	.80 (20.3)	1.26 (32.0)	1.31 (33.3)	1.41 (35.8)	1.13 (28.7)	1.58 (40.1)	.55	(14.0)
18	18	19	17	16	.83 (21.1)	1.31 (33.3)	1.38 (35.1)	1.50 (38.1)	1.19 (30.2)	1.70 (43.2)	.62	(15.7)
20	20	21	19	18	.90 (22.9)	1.37 (34.8)	1.50 (38.1)	1.56 (39.6)	1.25 (31.8)	1.74 (44.2)	.70	(17.8)
22	22	23	-	20	.94 (23.9)	1.45 (36.8)	1.63 (41.4)	1.69 (42.9)	1.38 (35.1)	1.79 (45.5)	.78	(19.8)
24	24	25	23	22	.97 (24.6)	1.52 (38.6)	1.75 (44.5)	1.82 (46.2)	1.50 (38.1)	1.83 (46.5)	.85	(21.6)
28	-	-	25	24	1.02 (25.9)	1.68 (42.7)	1.79 (45.5)	1.94 (49.3)	1.75 (44.5)	2.13 (54.1)	.95	(24.1)

TABLE III: FINISH

Symbol	Finish Description
XM	2000 Hour Corrosion Resistant Electroless Nickel
XO	No Plating
XMT	2000 Hour Corrosion Resistant Ni-PTFE, Nickel-Fluorocarbon Polymer. 1000 Hour Grey™
XW	2000 Hour Corrosion Resistant Cadmium/Olive Drab over Electroless Nickel