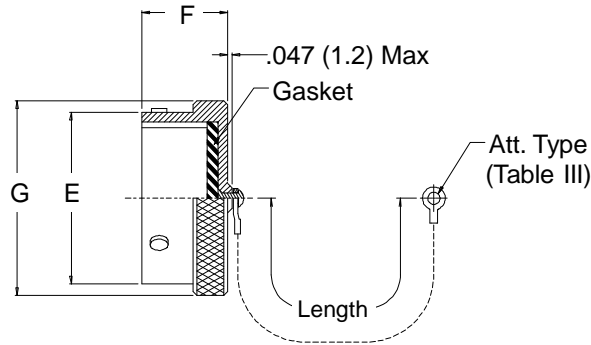
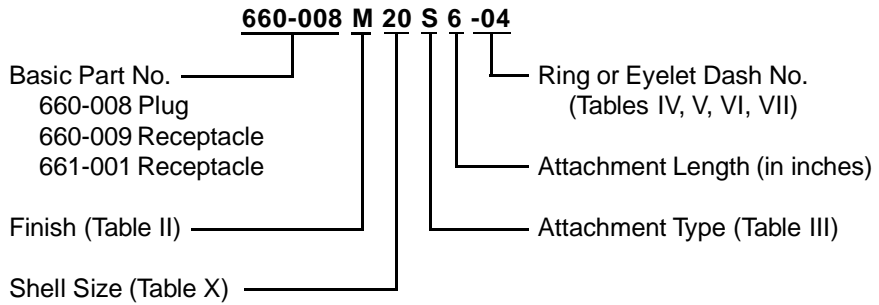
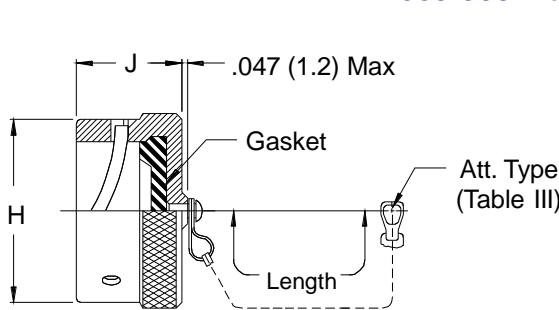


**660-008 (Plug) - 660-009 (Receptacle)
661-001 (EMI Receptacle)
Protective Covers
MIL-C-26482**

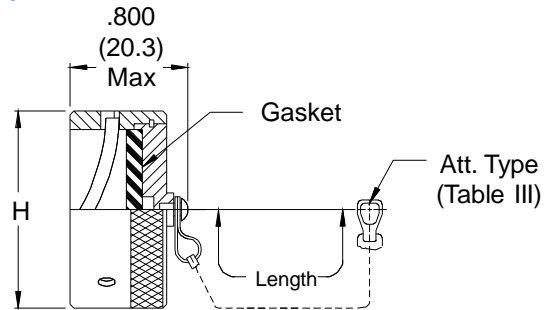
MIL-C-26482



660-008 Plug Cover



660-009 Receptacle Cover



661-001 EMI/RFI Receptacle Cover

TABLE X: SHELL SIZE DIMENSIONS

Shell Size	E Dia	F Max	G Dia Max	H Dia Max	J Max
08	.473 (12.0)	.562 (14.3)	.719 (18.3)	.734 (18.6)	.562 (14.3)
10	.590 (15.0)	.562 (14.3)	.844 (21.4)	.859 (21.8)	.562 (14.3)
12	.750 (19.1)	.562 (14.3)	1.000 (25.4)	1.000 (25.4)	.562 (14.3)
14	.875 (22.2)	.562 (14.3)	1.125 (28.6)	1.125 (28.6)	.562 (14.3)
16	1.000 (25.4)	.562 (14.3)	1.250 (31.8)	1.250 (31.8)	.562 (14.3)
18	1.125 (28.6)	.562 (14.3)	1.375 (34.9)	1.375 (34.9)	.562 (14.3)
20	1.250 (31.8)	.625 (15.9)	1.500 (38.1)	1.500 (38.1)	.562 (14.3)
22	1.375 (34.9)	.625 (15.9)	1.625 (41.3)	1.625 (41.3)	.562 (14.3)
24	1.500 (38.1)	.658 (16.7)	1.750 (44.5)	1.750 (44.5)	.602 (15.3)

See inside back cover fold-out or page 14 for Table II.

Metric dimensions (mm) are indicated in parentheses.

**660-008 (Plug) - 660-009 (Receptacle)
661-001 (EMI Receptacle)
Protective Covers
MIL-C-26482**



66 & 78



TABLE III: ATTACHMENT

Sym	Attachment Type
D	Bead Chain, Cres., Passivate
F	Wire Rope, Nylon Jacket
G	Nylon Rope
H	Wire Rope, Fluoropolymer Jacket
N	No Attachment
R	Wire Rope, PVC Jacket
S	#8 Sash Chain, Cres., Passivate
T	Wire Rope, No Jacket
U	Wire Rope, Polyurethane Jacket with Terminal

TABLE IV: EYELET

Dash No.	K DIA
01	.140 (3.6)
02	.182 (4.6)
03	.191 (4.9)
04	.197 (5.0)
05	.167 (4.2)
06	.125 (3.2)
07	.218 (5.5)
09	.156 (4.0)
00	No Eyelet



TABLE V: SPLIT RING STYLE C

Dash No.	L Dia. ±.015 (0.4)	Dash No.	L Dia. ±.015 (0.4)
50	.425 (10.8)	74	1.625 (41.3)
52	.485 (12.3)	76	1.750 (44.5)
54	.640 (16.3)	78	1.875 (47.6)
56	.750 (19.1)	80	1.980 (50.3)
58	.890 (22.6)	82	2.060 (52.3)
60	1.015 (25.8)	84	2.235 (56.8)
62	1.095 (27.8)	86	2.310 (58.7)
64	1.130 (28.7)	88	2.475 (62.9)
66	1.250 (31.8)	90	2.655 (67.4)
68	1.350 (34.3)	92	2.810 (71.4)
70	1.390 (35.3)	94	3.045 (77.3)
72	1.485 (37.7)		

TABLE VI: SOLID RING STYLE B

Dash No.	M Dia. ±.015 (0.4)	Dash No.	M Dia. ±.015 (0.4)
08	.468 (11.9)	24	1.484 (37.7)
10	.593 (15.1)	25	1.577 (40.1)
12	.718 (18.2)	27	1.640 (41.7)
13	.765 (19.4)	28	1.687 (42.8)
14	.844 (21.4)	29	1.765 (44.8)
15	.890 (22.6)	30	1.890 (48.0)
16	.968 (24.6)	31	1.953 (49.6)
17	1.015 (25.8)	32	1.968 (50.0)
18	1.093 (27.8)	33	2.077 (52.8)
19	1.140 (29.0)	35	2.140 (54.4)
20	1.203 (30.6)	36	2.187 (55.5)
21	1.265 (32.1)	40	2.406 (61.1)
22	1.343 (34.1)	44	2.656 (67.5)
23	1.453 (36.9)	48	3.031 (77.0)
		118	.310 (7.9)

TABLE VII: SOLID RING STYLE A

Dash No.	N Dia. ±.015 (0.4)	Dash No.	N Dia. ±.015 (0.4)
095	.312 (7.9)	109	1.266 (32.2)
100	.391 (9.9)	209	1.312 (33.3)
101	.516 (13.1)	110	1.391 (35.3)
102	.583 (14.8)	210	1.438 (36.5)
103	.641 (16.3)	111	1.521 (38.6)
104	.708 (18.0)	211	1.536 (39.0)
105	.766 (19.5)	112	1.641 (41.7)
205	.788 (20.0)	113	1.766 (44.9)
106	.896 (22.2)	213	1.812 (46.0)
206	.907 (23.0)	114	1.891 (48.0)
107	1.016 (25.8)	214	1.938 (49.2)
207	1.025 (26.0)	115	2.078 (52.8)
108	1.141 (29.0)	116	2.406 (61.1)
308	1.188 (30.2)	117	2.510 (63.8)
208	1.203 (30.6)		