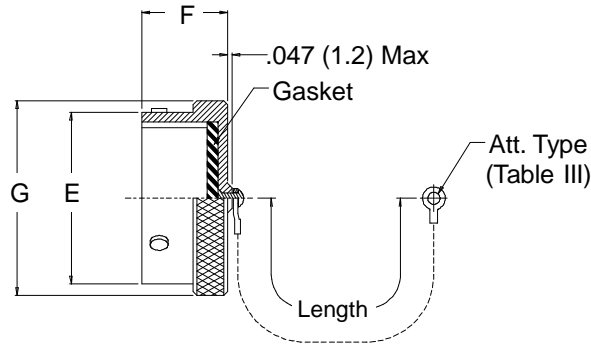
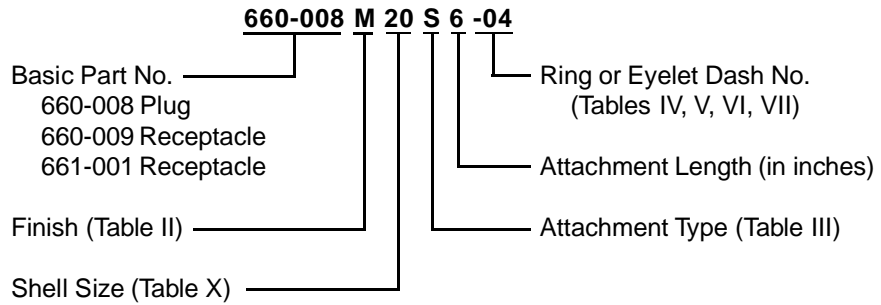
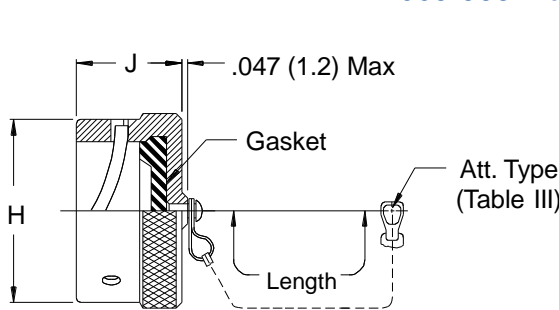


**660-008 (Plug) - 660-009 (Receptacle)  
661-001 (EMI Receptacle)  
Protective Covers  
MIL-C-26482**

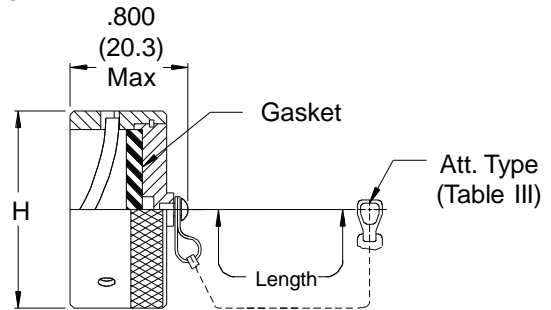
**MIL-C-26482**



**660-008 Plug Cover**



**660-009 Receptacle Cover**



**661-001 EMI/RFI Receptacle Cover**

**TABLE X: SHELL SIZE DIMENSIONS**

Shell Size	E Dia	F Max	G Dia Max	H Dia Max	J Max
08	.473 (12.0)	.562 (14.3)	.719 (18.3)	.734 (18.6)	.562 (14.3)
10	.590 (15.0)	.562 (14.3)	.844 (21.4)	.859 (21.8)	.562 (14.3)
12	.750 (19.1)	.562 (14.3)	1.000 (25.4)	1.000 (25.4)	.562 (14.3)
14	.875 (22.2)	.562 (14.3)	1.125 (28.6)	1.125 (28.6)	.562 (14.3)
16	1.000 (25.4)	.562 (14.3)	1.250 (31.8)	1.250 (31.8)	.562 (14.3)
18	1.125 (28.6)	.562 (14.3)	1.375 (34.9)	1.375 (34.9)	.562 (14.3)
20	1.250 (31.8)	.625 (15.9)	1.500 (38.1)	1.500 (38.1)	.562 (14.3)
22	1.375 (34.9)	.625 (15.9)	1.625 (41.3)	1.625 (41.3)	.562 (14.3)
24	1.500 (38.1)	.658 (16.7)	1.750 (44.5)	1.750 (44.5)	.602 (15.3)

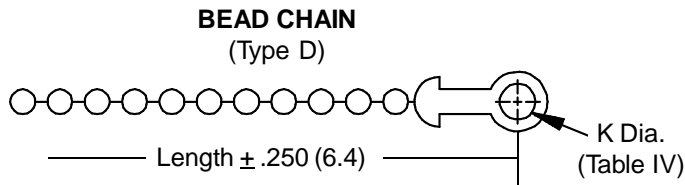
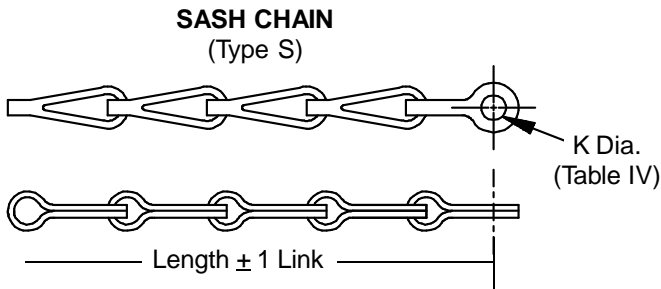
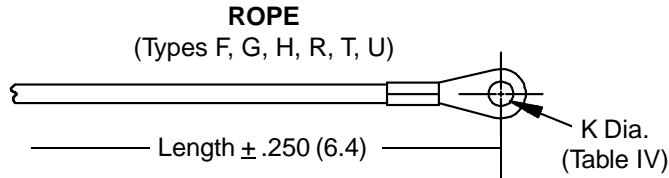
**See inside back cover fold-out or page 14 for Table II.**

Metric dimensions (mm) are indicated in parentheses.

**660-008 (Plug) - 660-009 (Receptacle)  
661-001 (EMI Receptacle)  
Protective Covers  
MIL-C-26482**



**66 & 78**

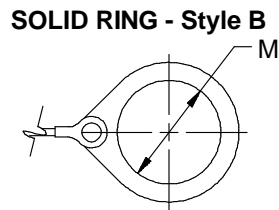
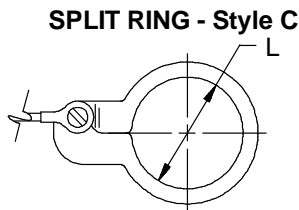


**TABLE III: ATTACHMENT**

Sym	Attachment Type
D	Bead Chain, Cres., Passivate
F	Wire Rope, Nylon Jacket
G	Nylon Rope
H	Wire Rope, Teflon Jacket
N	No Attachment
R	Wire Rope, PVC Jacket
S	#8 Sash Chain, Cres., Passivate
T	Wire Rope, No Jacket
U	Wire Rope, Polyurethane Jacket with Terminal

**TABLE IV: EYELET**

Dash No.	K DIA
01	.140 (3.6)
02	.182 (4.6)
03	.191 (4.9)
04	.197 (5.0)
05	.167 (4.2)
06	.125 (3.2)
07	.218 (5.5)
09	.156 (4.0)
00	No Eyelet



**TABLE V: SPLIT RING STYLE C**

Dash No.	L Dia. ±.015 (0.4)	Dash No.	L Dia. ±.015 (0.4)
50	.425 (10.8)	74	1.625 (41.3)
52	.485 (12.3)	76	1.750 (44.5)
54	.640 (16.3)	78	1.875 (47.6)
56	.750 (19.1)	80	1.980 (50.3)
58	.890 (22.6)	82	2.060 (52.3)
60	1.015 (25.8)	84	2.235 (56.8)
62	1.095 (27.8)	86	2.310 (58.7)
64	1.130 (28.7)	88	2.475 (62.9)
66	1.250 (31.8)	90	2.655 (67.4)
68	1.350 (34.3)	92	2.810 (71.4)
70	1.390 (35.3)	94	3.045 (77.3)
72	1.485 (37.7)		

**TABLE VI: SOLID RING STYLE B**

Dash No.	M Dia. ±.015 (0.4)	Dash No.	M Dia. ±.015 (0.4)
08	.468 (11.9)	24	1.484 (37.7)
10	.593 (15.1)	25	1.577 (40.1)
12	.718 (18.2)	27	1.640 (41.7)
13	.765 (19.4)	28	1.687 (42.8)
14	.844 (21.4)	29	1.765 (44.8)
15	.890 (22.6)	30	1.890 (48.0)
16	.968 (24.6)	31	1.953 (49.6)
17	1.015 (25.8)	32	1.968 (50.0)
18	1.093 (27.8)	33	2.077 (52.8)
19	1.140 (29.0)	35	2.140 (54.4)
20	1.203 (30.6)	36	2.187 (55.5)
21	1.265 (32.1)	40	2.406 (61.1)
22	1.343 (34.1)	44	2.656 (67.5)
23	1.453 (36.9)	48	3.031 (77.0)
		118	.310 (7.9)

**TABLE VII: SOLID RING STYLE A**

Dash No.	N Dia. ±.015 (0.4)	Dash No.	N Dia. ±.015 (0.4)
095	.312 (7.9)	109	1.266 (32.2)
100	.391 (9.9)	209	1.312 (33.3)
101	.516 (13.1)	110	1.391 (35.3)
102	.583 (14.8)	210	1.438 (36.5)
103	.641 (16.3)	111	1.521 (38.6)
104	.708 (18.0)	211	1.536 (39.0)
105	.766 (19.5)	112	1.641 (41.7)
205	.788 (20.0)	113	1.766 (44.9)
106	.896 (22.2)	213	1.812 (46.0)
206	.907 (23.0)	114	1.891 (48.0)
107	1.016 (25.8)	214	1.938 (49.2)
207	1.025 (26.0)	115	2.078 (52.8)
108	1.141 (29.0)	116	2.406 (61.1)
308	1.188 (30.2)	117	2.510 (63.8)
208	1.203 (30.6)		