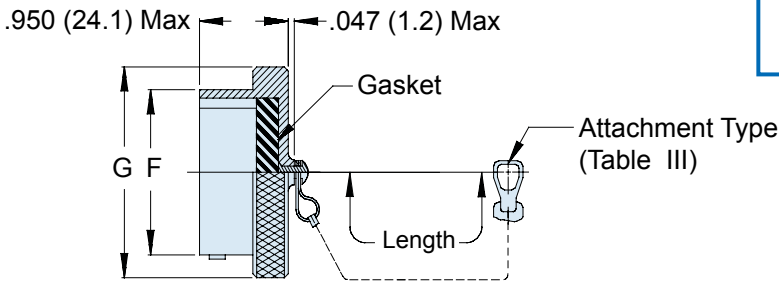
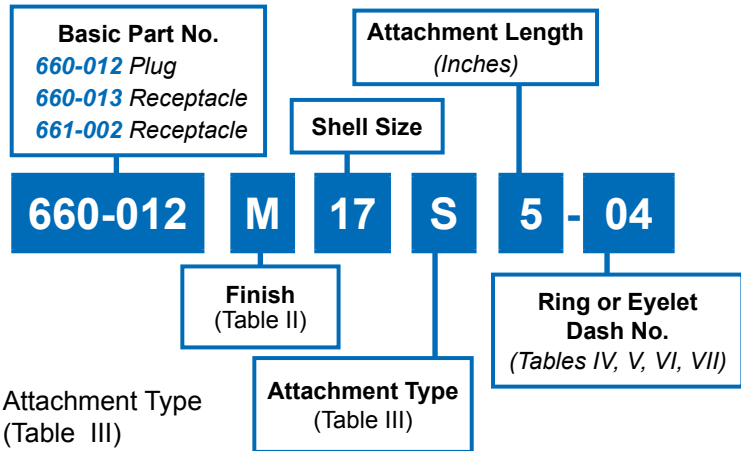
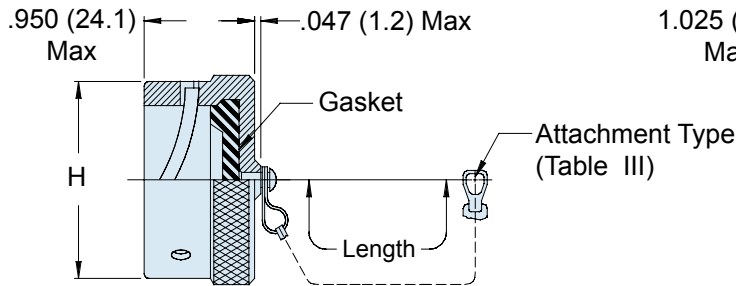


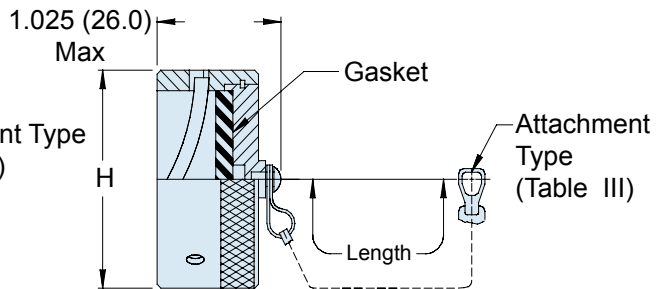
**MIL-C-38999
Series I**



660-012 Plug Cover



660-013 Receptacle Cover



661-002 EMI/RFI Receptacle Cover

TABLE I: SHELL SIZE DIMENSIONS			
Shell Size	F Dia	G Dia Max	H Max
09	.572 (14.5)	.820 (20.8)	.844 (21.4)
11	.700 (17.8)	.940 (23.9)	.968 (24.6)
13	.850 (21.6)	1.070 (27.2)	1.125 (28.6)
15	.975 (24.8)	1.190 (30.2)	1.250 (31.8)
17	1.100 (27.9)	1.320 (33.5)	1.406 (35.7)
19	1.207 (30.7)	1.440 (36.6)	1.500 (38.1)
21	1.332 (33.8)	1.570 (39.9)	1.625 (41.3)
23	1.457 (37.0)	1.690 (42.9)	1.750 (44.5)
25	1.582 (40.2)	1.820 (46.2)	1.875 (47.6)

Metric dimensions (mm) are indicated in parentheses.

TABLE II: FINISHES	
Symbol	Finish
B	Cadmium Plate, Olive Drab
C	Anodize, Black
GB	Black Anodize, Hard Coat
M	Electroless Nickel
N	Cad Plate, Olive Drab over Electroless Nickel
NF	Cadmium Plate, Olive Drab over Electroless Nickel
MT	Ni-PTFE 1000 Hour Grey™ Nickel Fluorocarbon Polymer
Z1	Stainless Steel Passivate
ZN	Zinc-Nickel

**660-012 (Plug) - 660-013 (Receptacle)
661-002 (EMI Receptacle)
Protective Covers
MIL-C-38999 Series I**

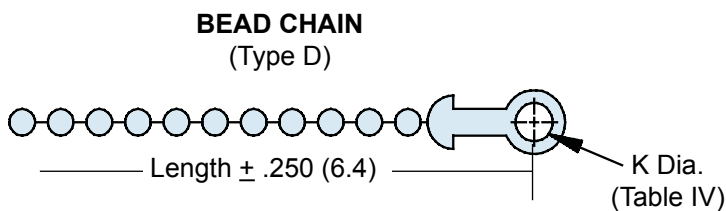
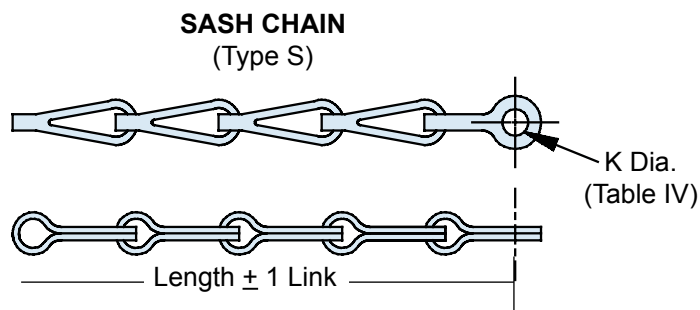
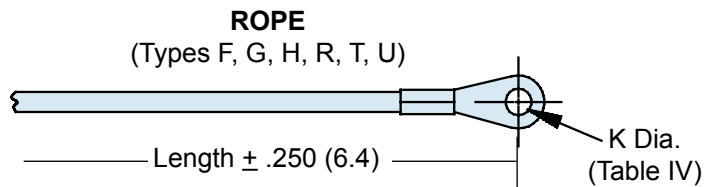


TABLE III: ATTACHMENTS

Sym	Attachment Type
D	Bead Chain, Cres, Passivate
F	Wire Rope, Nylon Jacket
G	Nylon Rope
H	Wire Rope, Teflon Jacket
N	No Attachment
R	Wire Rope, PVC Jacket
S	#8 Sash Chain, Cres, Passivate
T	Wire Rope, No Jacket
U	Wire Rope, Polyurethane Jacket with Terminal

TABLE IV: EYELET

Dash No.	K Dia ±.010 (0.3)
01	.140 (3.6)
02	.182 (4.6)
03	.191 (4.9)
04	.197 (5.0)
05	.167 (4.2)
06	.125 (3.2)
07	.218 (5.5)
09	.156 (4.0)
00	No Eyelet

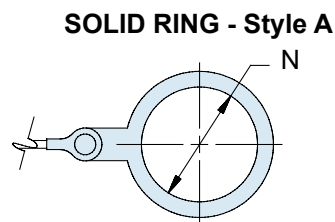
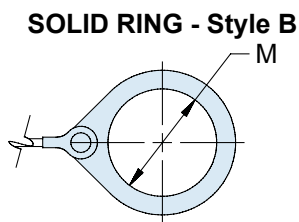
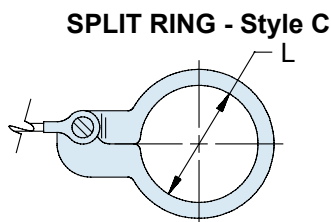


TABLE V: STYLE C RING DIA.

Dash No.	N Dia ±.015 (0.4)	Dash No.	N Dia ±.015 (0.4)
50	.425 (10.8)	74	1.625 (41.3)
52	.485 (12.3)	76	1.750 (44.5)
54	.640 (16.3)	78	1.875 (47.6)
56	.750 (19.1)	80	1.980 (50.3)
58	.890 (22.6)	82	2.060 (52.3)
60	1.015 (25.8)	84	2.235 (56.8)
62	1.095 (27.8)	86	2.310 (58.7)
64	1.130 (28.7)	88	2.475 (62.9)
66	1.250 (31.8)	90	2.655 (67.4)
68	1.350 (34.3)	92	2.810 (71.4)
70	1.390 (35.3)	94	3.045 (77.3)
72	1.485 (37.7)		

TABLE VI: STYLE B RING DIA.

Dash No.	N Dia ±.015 (0.4)	Dash No.	N Dia ±.015 (0.4)
08	.468 (11.9)	24	1.484 (37.7)
10	.593 (15.1)	25	1.577 (40.1)
12	.718 (18.2)	27	1.640 (41.7)
13	.765 (19.4)	28	1.687 (42.8)
14	.844 (21.4)	29	1.765 (44.8)
15	.890 (22.6)	30	1.890 (48.0)
16	.968 (24.6)	31	1.953 (49.6)
17	1.015 (25.8)	32	1.968 (50.0)
18	1.093 (27.8)	33	2.077 (52.8)
19	1.140 (29.0)	35	2.140 (54.4)
20	1.203 (30.6)	36	2.187 (55.5)
21	1.265 (32.1)	40	2.406 (61.1)
22	1.343 (34.1)	44	2.656 (67.5)
23	1.453 (36.9)	48	3.031 (77.0)
		118	.310 (7.9)

TABLE VII: STYLE A RING DIA.

Dash No.	N Dia ±.015 (0.4)	Dash No.	N Dia ±.015 (0.4)
095	.312 (7.9)	109	1.266 (32.2)
100	.391 (9.9)	209	1.312 (33.3)
101	101.516 (13.1)	110	1.391 (35.3)
102	102.583 (14.8)	210	1.438 (36.5)
103	103.641 (16.3)	111	1.521 (38.6)
104	104.708 (18.0)	211	1.536 (39.0)
105	105.766 (19.5)	112	1.641 (41.7)
205	205.788 (20.0)	113	1.766 (44.9)
106	106.896 (22.2)	213	1.812 (46.0)
206	206.907 (23.0)	114	1.891 (48.0)
107	1071.016 (25.8)	214	1.938 (49.2)
207	2071.025 (26.0)	115	2.078 (52.8)
108	1081.141 (29.0)	116	2.406 (61.1)
308	3081.188 (30.2)	117	2.510 (63.8)
208	2081.203 (30.6)		

