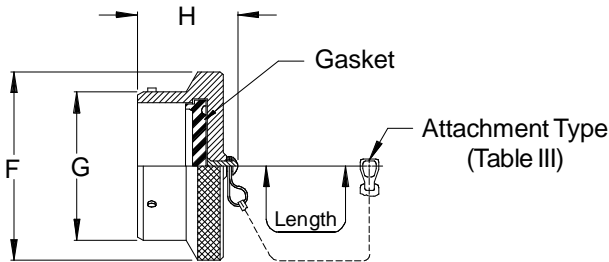
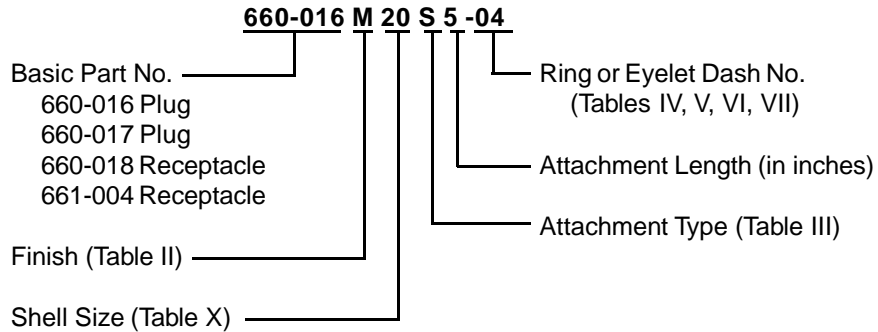
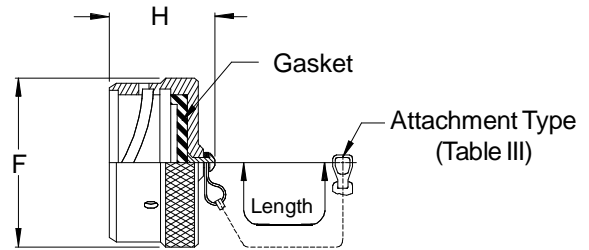


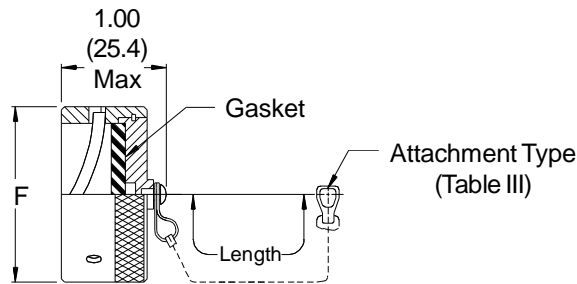
MIL-C-81511



**660-016 Plug Cover - Series 1 & 3
 (100% Scoop Proof)**
**660-017 Plug Cover - Series 2 & 4
 (50% Scoop Proof)**



660-018 Receptacle Cover



661-004 EMI/RFI Receptacle Cover

TABLE X: SHELL SIZE DIMENSIONS

Shell Size	F Dia		G Dia		H Max	
	Max		Max		Series I & III	Series II & IV
08	.845	(21.5)	.553	(14.0)	1.125 (28.6)	.985 (25.0)
10	.970	(24.6)	.678	(17.2)	1.125 (28.6)	.985 (25.0)
14	1.220	(31.0)	.928	(23.6)	1.125 (28.6)	.985 (25.0)
16	1.345	(34.2)	1.054	(26.8)	1.125 (28.6)	.985 (25.0)
18	1.470	(37.3)	1.178	(29.9)	1.125 (28.6)	.985 (25.0)
20	1.595	(40.5)	1.303	(33.1)	1.125 (28.6)	
22	1.720	(43.7)	1.428	(36.3)	1.125 (28.6)	
24	1.845	(46.9)	1.553	(39.4)	1.125 (28.6)	

See inside back cover fold-out or page 14 for Table II.

Metric dimensions (mm) are indicated in parentheses.

660-016 (Plug) - 660-017 (Plug)
660-018 (Receptacle) - 661-004 (EMI Receptacle)
Protective Covers
MIL-C-81511



66 & 78

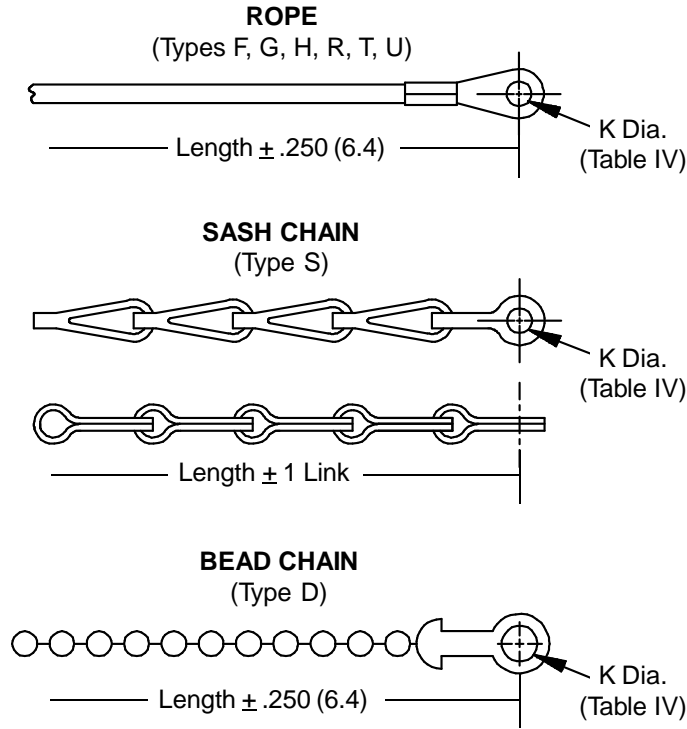


TABLE III: ATTACHMENT

Sym	Attachment Type
D	Bead Chain, Cres., Passivate
F	Wire Rope, Nylon Jacket
G	Nylon Rope
H	Wire Rope, Teflon Jacket
N	No Attachment
R	Wire Rope, PVC Jacket
S	#8 Sash Chain, Cres., Passivate
T	Wire Rope, No Jacket
U	Wire Rope, Polyurethane Jacket with Terminal

TABLE IV: EYELET

Dash No.	K DIA
01	.140 (3.6)
02	.182 (4.6)
03	.191 (4.9)
04	.197 (5.0)
05	.167 (4.2)
06	.125 (3.2)
07	.218 (5.5)
09	.156 (4.0)
00	No Eyelet

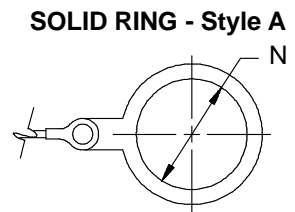
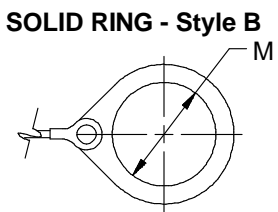
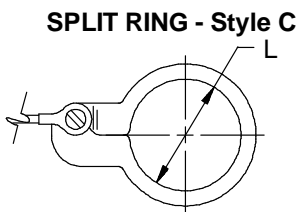


TABLE V: SPLIT RING STYLE C

Dash No.	L Dia. $\pm .015$ (0.4)	Dash No.	L Dia. $\pm .015$ (0.4)
50	.425 (10.8)	74	1.625 (41.3)
52	.485 (12.3)	76	1.750 (44.5)
54	.640 (16.3)	78	1.875 (47.6)
56	.750 (19.1)	80	1.980 (50.3)
58	.890 (22.6)	82	2.060 (52.3)
60	1.015 (25.8)	84	2.235 (56.8)
62	1.095 (27.8)	86	2.310 (58.7)
64	1.130 (28.7)	88	2.475 (62.9)
66	1.250 (31.8)	90	2.655 (67.4)
68	1.350 (34.3)	92	2.810 (71.4)
70	1.390 (35.3)	94	3.045 (77.3)
72	1.485 (37.7)		

TABLE VI: SOLID RING STYLE B

Dash No.	M Dia. $\pm .015$ (0.4)	Dash No.	M Dia. $\pm .015$ (0.4)
08	.468 (11.9)	24	1.484 (37.7)
10	.593 (15.1)	25	1.577 (40.1)
12	.718 (18.2)	27	1.640 (41.7)
13	.765 (19.4)	28	1.687 (42.8)
14	.844 (21.4)	29	1.765 (44.8)
15	.890 (22.6)	30	1.890 (48.0)
16	.968 (24.6)	31	1.953 (49.6)
17	1.015 (25.8)	32	1.968 (50.0)
18	1.093 (27.8)	33	2.077 (52.8)
19	1.140 (29.0)	35	2.140 (54.4)
20	1.203 (30.6)	36	2.187 (55.5)
21	1.265 (32.1)	40	2.406 (61.1)
22	1.343 (34.1)	44	2.656 (67.5)
23	1.453 (36.9)	48	3.031 (77.0)
		118	.310 (7.9)

TABLE VII: SOLID RING STYLE A

Dash No.	N Dia. $\pm .015$ (0.4)	Dash No.	N Dia. $\pm .015$ (0.4)
095	.312 (7.9)	109	1.266 (32.2)
100	.391 (9.9)	209	1.312 (33.3)
101	.516 (13.1)	110	1.391 (35.3)
102	.583 (14.8)	210	1.438 (36.5)
103	.641 (16.3)	111	1.521 (38.6)
104	.708 (18.0)	211	1.536 (39.0)
105	.766 (19.5)	112	1.641 (41.7)
205	.788 (20.0)	113	1.766 (44.9)
106	.896 (22.2)	213	1.812 (46.0)
206	.907 (23.0)	114	1.891 (48.0)
107	1.016 (25.8)	214	1.938 (49.2)
207	1.025 (26.0)	115	2.078 (52.8)
108	1.141 (29.0)	116	2.406 (61.1)
308	1.188 (30.2)	117	2.510 (63.8)
208	1.203 (30.6)		