



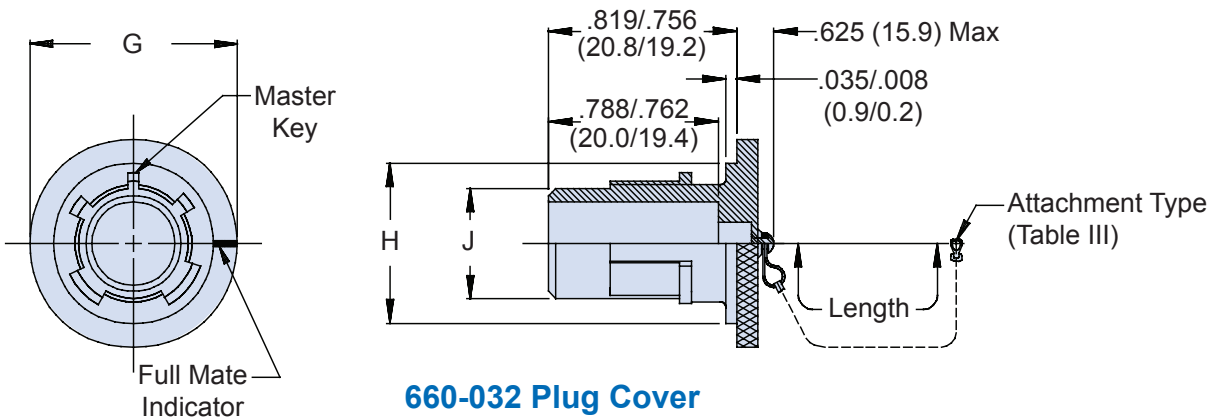
660-031 (Receptacle) - 660-032 (Plug)
Protective Covers
MIL-C-38999 Series IV

MIL-C-38999
Series IV



660-031 Receptacle Cover

TABLE II: FINISHES	
Symbol	Finish
MT	Ni-PTFE
M	Electroless Nickel
NF	Cadmium Plate, Olive Drab over Electroless Nickel



660-032 Plug Cover

SHELL SIZE DIMENSIONS						
Shell Size	Shell Size Code Ref.	E Dia Max	F Dia Max	G Dia Max	H Dia +0.0 (+0.0) -0.015 (-0.4)	J Dia +0.0 (+0.0) -0.015 (-0.4)
11	B	.875 (22.2)	.775 (19.7)	1.180 (30.0)	.793 (20.1)	.509 (12.9)
13	C	1.000 (25.4)	.901 (22.9)	1.320 (33.5)	.919 (23.3)	.634 (16.1)
15	D	1.125 (28.6)	1.039 (26.4)	1.440 (36.6)	1.044 (26.5)	.759 (19.3)
17	E	1.250 (31.8)	1.150 (29.2)	1.560 (39.6)	1.170 (29.7)	.885 (22.5)
19	F	1.375 (34.9)	1.276 (32.4)	1.680 (42.7)	1.294 (32.9)	1.009 (25.6)
21	G	1.500 (38.1)	1.402 (35.6)	1.820 (46.2)	1.419 (36.0)	1.134 (28.8)
23	H	1.625 (41.3)	1.528 (38.8)	1.940 (49.3)	1.544 (39.2)	1.259 (32.0)
25	J	1.750 (44.5)	1.650 (41.9)	2.060 (52.3)	1.669 (42.4)	1.384 (35.2)

Metric dimensions (mm) are indicated in parentheses.

660-031 (Receptacle) - 660-032 (Plug)
Protective Covers
MIL-C-38999 Series IV

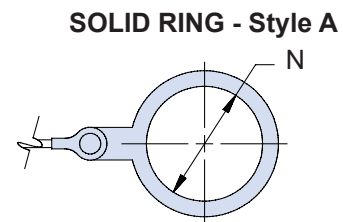
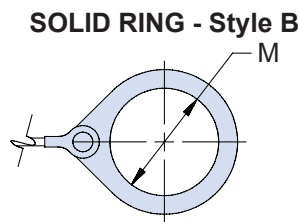
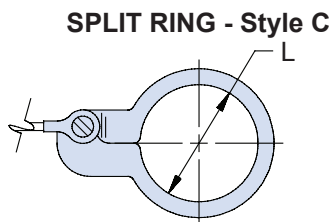


TABLE III: ATTACHMENTS

Sym	Attachment Type
D	Bead Chain, Cres, Passivate
F	Wire Rope, Nylon Jacket
G	Nylon Rope
H	Wire Rope, Fluoropolymer Jacket
N	No Attachment
R	Wire Rope, PVC Jacket
S	#8 Sash Chain, Cres, Passivate
T	Wire Rope, No Jacket
U	Wire Rope, Polyurethane Jacket with Terminal

TABLE IV: EYELET

Dash No.	K Dia ±.010 (0.3)
01	.140 (3.6)
02	.182 (4.6)
03	.191 (4.9)
04	.197 (5.0)
05	.167 (4.2)
06	.125 (3.2)
07	.218 (5.5)
09	.156 (4.0)
00	No Eyelet

TABLE V: STYLE C RING DIA.

Dash No.	N Dia ±.015 (0.4)	Dash No.	N Dia ±.015 (0.4)
50	.425 (10.8)	74	1.625 (41.3)
52	.485 (12.3)	76	1.750 (44.5)
54	.640 (16.3)	78	1.875 (47.6)
56	.750 (19.1)	80	1.980 (50.3)
58	.890 (22.6)	82	2.060 (52.3)
60	1.015 (25.8)	84	2.235 (56.8)
62	1.095 (27.8)	86	2.310 (58.7)
64	1.130 (28.7)	88	2.475 (62.9)
66	1.250 (31.8)	90	2.655 (67.4)
68	1.350 (34.3)	92	2.810 (71.4)
70	1.390 (35.3)	94	3.045 (77.3)
72	1.485 (37.7)		

TABLE VI: STYLE B RING DIA.

Dash No.	N Dia ±.015 (0.4)	Dash No.	N Dia ±.015 (0.4)
08	.468 (11.9)	24	1.484 (37.7)
10	.593 (15.1)	25	1.577 (40.1)
12	.718 (18.2)	27	1.640 (41.7)
13	.765 (19.4)	28	1.687 (42.8)
14	.844 (21.4)	29	1.765 (44.8)
15	.890 (22.6)	30	1.890 (48.0)
16	.968 (24.6)	31	1.953 (49.6)
17	1.015 (25.8)	32	1.968 (50.0)
18	1.093 (27.8)	33	2.077 (52.8)
19	1.140 (29.0)	35	2.140 (54.4)
20	1.203 (30.6)	36	2.187 (55.5)
21	1.265 (32.1)	40	2.406 (61.1)
22	1.343 (34.1)	44	2.656 (67.5)
23	1.453 (36.9)	48	3.031 (77.0)
		118	.310 (7.9)

TABLE VII: STYLE A RING DIA.

Dash No.	N Dia ±.015 (0.4)	Dash No.	N Dia ±.015 (0.4)
095	.312 (7.9)	109	1.266 (32.2)
100	.391 (9.9)	209	1.312 (33.3)
101	.516 (13.1)	110	1.438 (36.5)
102	.583 (14.8)	210	1.438 (36.5)
103	.641 (16.3)	111	1.521 (38.6)
104	.708 (18.0)	211	1.536 (39.0)
105	.766 (19.5)	112	1.641 (41.7)
205	.788 (20.0)	113	1.766 (44.9)
106	.896 (22.2)	213	1.812 (46.0)
206	.907 (23.0)	114	1.891 (48.0)
107	1.016 (25.8)	214	1.938 (49.2)
207	1.025 (26.0)	115	2.078 (52.8)
108	1.141 (29.0)	116	2.406 (61.1)
308	1.188 (30.2)	117	2.510 (63.8)
208	1.203 (30.6)		