

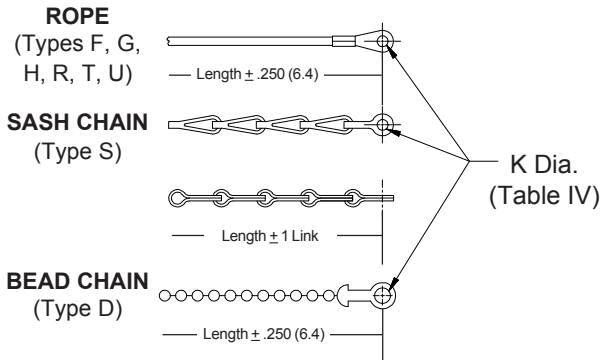
**670-001 R 01 -104 -4.25**

Basic Part No. — Attachment Type (Table III) — Ring or Eyelet Dash No. (Tables IV, V, VI, VII)

Attachment Length (in inches) — Ring or Eyelet Dash No. (Tables IV, V, VI, VII)

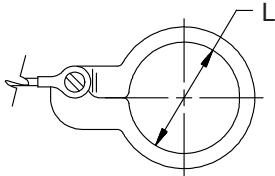


Sym	Attachment Type
D	Bead Chain, Cres., Passivate
F	Wire Rope, Nylon Jacket
G	Nylon Rope
H	Wire Rope, Teflon Jacket
R	Wire Rope, PVC Jacket
S	#8 Sash Chain, Cres., Passivate
T	Wire Rope, No Jacket
U	Wire Rope, Polyurethane Jacket with Terminal

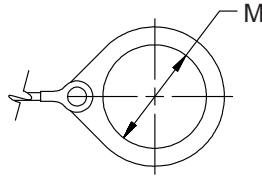


Dash No.	±.010 (0.3)	K DIA
01	.140 (3.6)	
02	.182 (4.6)	
03	.191 (4.9)	
04	.197 (5.0)	
05	.167 (4.2)	
06	.125 (3.2)	
07	.218 (5.5)	
09	.156 (4.0)	
00	No Eyelet	

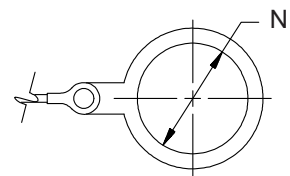
**SPLIT RING - Style C**



**SOLID RING - Style B**



**SOLID RING - Style A**



Dash No.	±.015 (0.4)	L Dia.	Dash No.	±.015 (0.4)	L Dia.
50	.425 (10.8)		74	1.625 (41.3)	
52	.485 (12.3)		76	1.750 (44.5)	
54	.640 (16.3)		78	1.875 (47.6)	
56	.750 (19.1)		80	1.980 (50.3)	
58	.890 (22.6)		82	2.060 (52.3)	
60	1.015 (25.8)		84	2.235 (56.8)	
62	1.095 (27.8)		86	2.310 (58.7)	
64	1.130 (28.7)		88	2.475 (62.9)	
66	1.250 (31.8)		90	2.655 (67.4)	
68	1.350 (34.3)		92	2.810 (71.4)	
70	1.390 (35.3)		94	3.045 (77.3)	
72	1.485 (37.7)				

Dash No.	±.015 (0.4)	M Dia.	Dash No.	±.015 (0.4)	M Dia.
08	.468 (11.9)		24	1.484 (37.7)	
10	.593 (15.1)		25	1.577 (40.1)	
11	.265 (6.73)		27	1.640 (41.7)	
12	.718 (18.2)		28	1.687 (42.8)	
13	.765 (19.4)		29	1.765 (44.8)	
14	.844 (21.4)		30	1.890 (48.0)	
15	.890 (22.6)		31	1.953 (49.6)	
16	.968 (24.6)		32	1.968 (50.0)	
17	1.015 (25.8)		33	2.077 (52.8)	
18	1.093 (27.8)		35	2.140 (54.4)	
19	1.140 (29.0)		36	2.187 (55.5)	
20	1.203 (30.6)		40	2.406 (61.1)	
21	1.265 (32.1)		44	2.656 (67.5)	
22	1.343 (34.1)		48	3.031 (77.0)	
23	1.453 (36.9)				

Dash No.	±.015 (0.4)	N Dia.	Dash No.	±.015 (0.4)	N Dia.
095	.312 (7.9)		109	1.266 (32.2)	
100	.391 (9.9)		209	1.312 (33.3)	
101	.516 (13.1)		110	1.391 (35.3)	
102	.583 (14.8)		210	1.438 (36.5)	
103	.641 (16.3)		111	1.521 (38.6)	
104	.708 (18.0)		211	1.536 (39.0)	
105	.766 (19.5)		112	1.641 (41.7)	
205	.788 (20.0)		113	1.766 (44.9)	
106	.896 (22.2)		213	1.812 (46.0)	
206	.907 (23.0)		114	1.891 (48.0)	
107	1.016 (25.8)		214	1.938 (49.2)	
207	1.025 (26.0)		115	2.078 (52.8)	
108	1.141 (29.0)		116	2.406 (61.1)	
308	1.188 (30.2)		117	2.510 (63.8)	
208	1.203 (30.6)				

Metric dimensions (mm) are indicated in parentheses.