

D38999/28 Jam Nut



MIL-DTL-38999

CONNECTOR DESIGNATOR:	
H	MIL-DTL-38999 Series III and IV, EN3645

Material and Finish
<i>C</i> = Aluminum Anodize
<i>F</i> = Aluminum, Electroless Nickel
<i>K</i> = Corrosion-Resistant Steel Passivate
<i>W</i> = Aluminum, Cadmium Olive Drab over Electroless Nickel

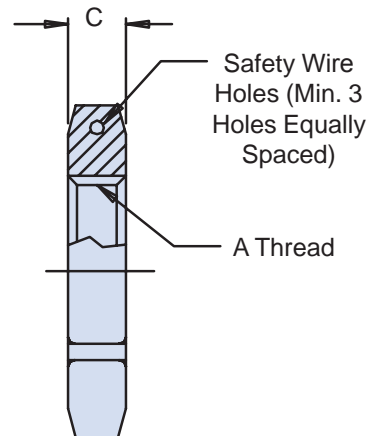
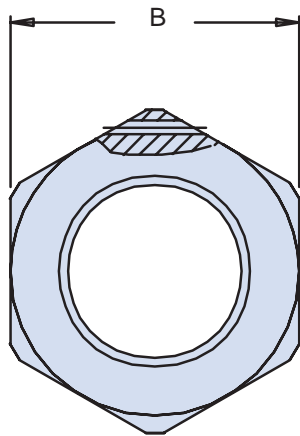
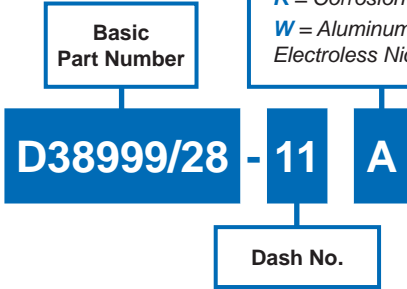


TABLE I: Reference for Connector Shell Size

Dash No.	Shell Size		A Thread Class 2B	B Hex Max		C	
	Series III	Series IV				±.018 -.000	(.45) (.00)
1	9	--	M17 X 1 - 6H*	.945	(24.00)	.125	(3.17)
2	11	--	M20 X 1 - 6H*	1.063	(27.00)	.125	(3.17)
3	13	11	M25 X 1 - 6H	1.260	(32.00)	.125	(3.17)
4	15	13	M28 X 1 - 6H	1.417	(36.00)	.125	(3.17)
5	--	15	M31 X 1 - 6H	1.614	(41.00)	.125	(3.17)
6	17	--	M32 X 1 - 6H	1.457	(37.00)	.125	(3.17)
7	--	17	M34 X 1 - 6H	1.614	(41.00)	.125	(3.17)
8	19	--	M35 X 1 - 6H	1.614	(41.00)	.125	(3.17)
9	21	19	M38 X 1 - 6H	1.811	(46.00)	.125	(3.17)
10	23	21	M41 X 1 - 6H	1.969	(50.00)	.125	(3.17)
11	25	23	M44 X 1 - 6H	2.017	(51.23)	.125	(3.17)
12	--	25	M47 X 1 - 6H	2.165	(55.00)	.125	(3.17)

*Modified Minor Diameter

APPLICATION NOTES

1. Assembly identified with manufacturer's name and part number, space permitting.
2. For complete dimensions, see the applicable Military Specification.
3. Metric dimensions (mm) are in parentheses.

Dimensions in inches (millimeters) and are subject to change without notice.