



## MS27501 and MS27502 Protective Plug and Receptacle Covers

### MATING CONNECTOR

MIL-DTL-38999, Series I

### Basic Part Number

MS27501 = Plug Cover  
MS27502 = Receptacle Cover

### Shell Size

19

### Attachment Option

A = No Attachment  
C = Chain  
N = Chain with Ring (MS27502 Only)

MS27501

B

C

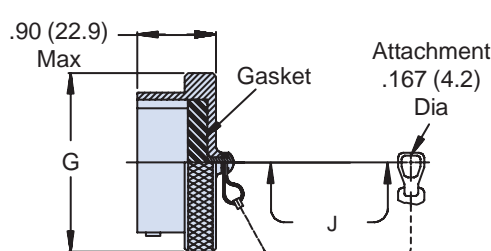
L

### Finish

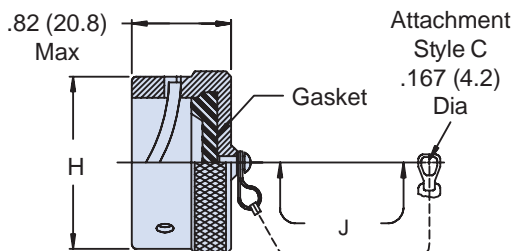
A = Gold Iridite over Cadmium over Nickel  
B = 500 Hour Cadmium Olive Drab  
C = Anodize  
F = Electroless Nickel  
T = Nickel Fluorocarbon Polymer  
Z = Zinc Nickel

### Length (Inches)

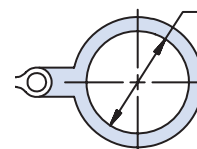
L = 5.0 (127.0)  
M = 6.0 (152.4) MS27501 Only  
N = 7.0 (177.8) MS27501 Only  
(Omit for Standard)



MS27501 Plug Cover



MS27502 Receptacle Cover



MS27502  
Attachment  
Type N

TABLE I: Shell Size, Attachment and Dimensions

Shell Size	G Dia Max	H Max	J Attachment Length (Inches)	K Dia Min
9	.820 (20.8)	.820 (20.8)	3.000 (76.2)	.700 (17.8)
11	.940 (23.9)	.940 (23.9)	3.000 (76.2)	.840 (21.3)
13	1.070 (27.2)	1.100 (27.9)	3.500 (88.9)	1.010 (25.7)
15	1.190 (30.2)	1.220 (31.0)	3.500 (88.9)	1.140 (29.0)
17	1.320 (33.5)	1.340 (34.0)	3.500 (88.9)	1.260 (32.0)
19	1.440 (36.6)	1.460 (37.1)	3.500 (88.9)	1.390 (35.3)
21	1.570 (39.9)	1.580 (40.1)	4.000 (101.6)	1.510 (38.4)
23	1.690 (42.9)	1.700 (43.2)	4.000 (101.6)	1.640 (41.7)
25	1.820 (46.2)	1.830 (46.5)	4.000 (101.6)	1.760 (44.7)

### APPLICATION NOTES

1. Assembly identified with manufacturer's name and part number, space permitting.
2. For complete dimensions, see the applicable Military Specification.
3. Metric dimensions (mm) are in parentheses.

Dimensions in inches (millimeters) and are subject to change without notice.