



## MS27501 and MS27502 Protective Plug and Receptacle Covers

### MATING CONNECTOR

MIL-DTL-38999, Series I

### Basic Part Number

**MS27501** = Plug Cover  
**MS27502** = Receptacle Cover

### Shell Size

**19**

### Attachment Option

**A** = No Attachment  
**C** = Chain  
**N** = Chain with Ring (MS27502 Only)

**MS27501**

**B**

**C**

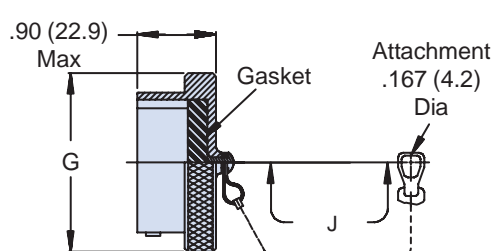
**L**

### Finish

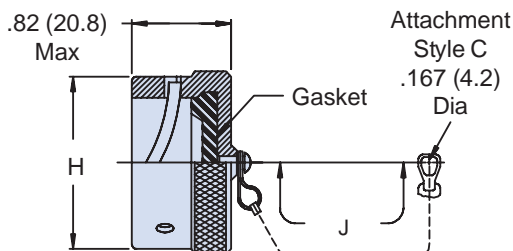
**A** = Gold Iridite over Cadmium over Nickel  
**B** = 500 Hour Cadmium Olive Drab  
**C** = Anodize  
**F** = Electroless Nickel  
**T** = Nickel Fluorocarbon Polymer  
**Z** = Zinc Nickel

### Length (Inches)

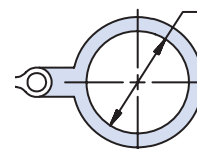
**L** = 5.0 (127.0)  
**M** = 6.0 (152.4) MS27501 Only  
**N** = 7.0 (177.8) MS27501 Only  
(Omit for Standard)



**MS27501 Plug Cover**



**MS27502 Receptacle Cover**



**MS27502 Attachment Type N**

**TABLE I: Shell Size, Attachment and Dimensions**

Shell Size	G Dia Max	H Max	J Attachment Length (Inches)	K Dia Min
<b>9</b>	.820 (20.8)	.820 (20.8)	3.000 (76.2)	.700 (17.8)
<b>11</b>	.940 (23.9)	.940 (23.9)	3.000 (76.2)	.840 (21.3)
<b>13</b>	1.070 (27.2)	1.100 (27.9)	3.500 (88.9)	1.010 (25.7)
<b>15</b>	1.190 (30.2)	1.220 (31.0)	3.500 (88.9)	1.140 (29.0)
<b>17</b>	1.320 (33.5)	1.340 (34.0)	3.500 (88.9)	1.260 (32.0)
<b>19</b>	1.440 (36.6)	1.460 (37.1)	3.500 (88.9)	1.390 (35.3)
<b>21</b>	1.570 (39.9)	1.580 (40.1)	4.000 (101.6)	1.510 (38.4)
<b>23</b>	1.690 (42.9)	1.700 (43.2)	4.000 (101.6)	1.640 (41.7)
<b>25</b>	1.820 (46.2)	1.830 (46.5)	4.000 (101.6)	1.760 (44.7)

### APPLICATION NOTES

1. Assembly identified with manufacturer's name and part number, space permitting.
2. For complete dimensions, see the applicable Military Specification.
3. Metric dimensions (mm) are in parentheses.

Dimensions in inches (millimeters) and are subject to change without notice.