

MS27510 and MS27511 Protective Plug and Receptacle Covers



MIL-DTL-38999

MATING CONNECTOR
MIL-DTL-38999, Series II

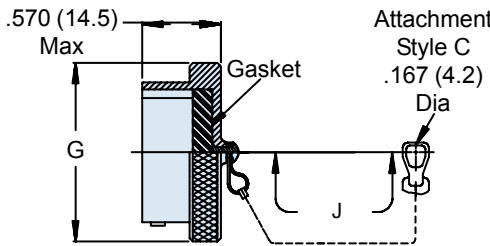
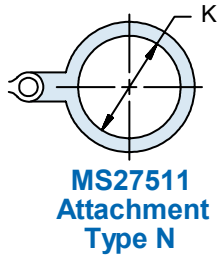
Basic Part Number
MS27510 = Plug Cover
MS27511 = Receptacle Cover

Attachment Option
A = No Attachment
C = Chain
N = Chain with Ring (MS27511 Only)
R = Rope (MS27511 Only)

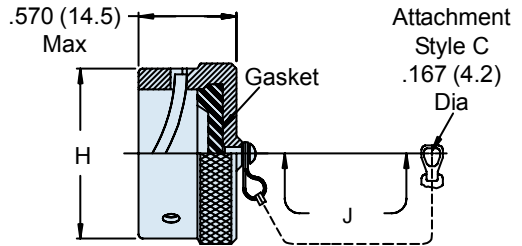
MS27511 **B** **19** **C** **L**

Finish
A = Gold Iridite over Cadmium over Nickel
B = 500 Hour Cadmium Olive Drab
C = Anodize
F = Electroless Nickel

Length (Inches)
L = 5.0 (127.0)
M = 6.0 (152.4) MS27510 Only
N = 7.0 (177.8) MS27510 Only
(Omit for Standard Length. Not Applicable to Style R—MS27511 Only)



MS27510 Plug Cover



MS27511 Receptacle Cover

TABLE I: Shell Size, Attachment and Dimensions

| Shell Size | G Dia Max | H Dia Max | J Std. Chain or Rope Length | K Dia Min |
|------------|--------------|--------------|-----------------------------|--------------|
| 8 | .720 (18.3) | .630 (16.0) | 3.000 (76.2) | .890 (22.6) |
| 10 | .850 (21.6) | .761 (19.3) | 3.000 (76.2) | 1.010 (25.7) |
| 12 | 1.000 (25.4) | .936 (23.8) | 3.500 (88.9) | 1.140 (29.0) |
| 14 | 1.130 (28.7) | 1.074 (27.3) | 3.500 (88.9) | 1.260 (32.0) |
| 16 | 1.250 (31.8) | 1.172 (29.8) | 3.500 (88.9) | 1.390 (35.3) |
| 18 | 1.380 (35.1) | 1.304 (33.1) | 3.500 (88.9) | 1.510 (38.4) |
| 20 | 1.500 (38.1) | 1.435 (36.4) | 4.000 (101.6) | 1.640 (41.7) |
| 22 | 1.630 (41.4) | 1.560 (39.6) | 4.000 (101.6) | 1.760 (44.7) |
| 24 | 1.750 (44.5) | 1.688 (42.9) | 4.000 (101.6) | 1.890 (48.0) |

APPLICATION NOTES

1. Assembly identified with manufacturer's name and part number, space permitting.
2. For complete dimensions, see the applicable Military Specification.
3. Metric dimensions (mm) are in parentheses.

Dimensions in inches (millimeters) and are subject to change without notice.