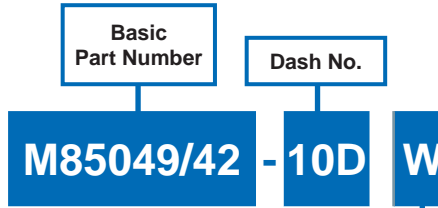


AS85049/42 and MS3057D  
 Straight Non-Self-Locking Strain Relief  
 for Use with MS "V" Thread General Duty "A" End Bell



AS85049



**Superseded Part Number**

**MS3057 -10D A**

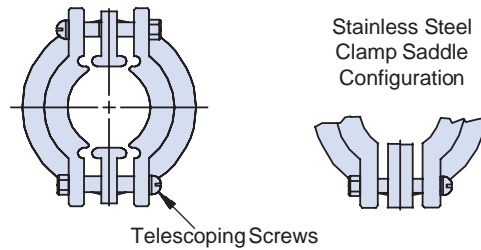
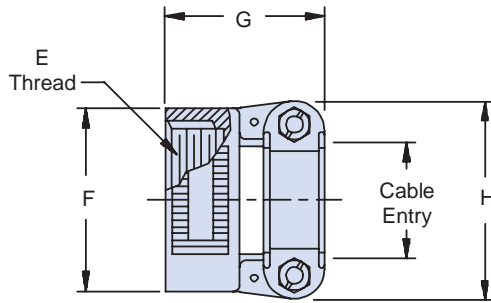
Basic Part No. | Dash No. | Metal and Finish Designator

A = Aluminum Cadmium Olive Drab over Electroless Nickel  
 C = Aluminum, Cadmium Olive Drab  
 N = Aluminum, Electroless Nickel  
 D = 300 Series Steel, Cadmium Black Plate  
 S = 300 Series Steel, Passivate

**Material/Finish**

*N* = Aluminum/Electroless Nickel  
*W* = Aluminum/1,000 Hour Cadmium over Electroless Nickel  
*X* = Aluminum/Nickel Fluorocarbon Polymer  
*Y* = Aluminum/Pure Dense Electrodeposited Aluminum  
*Z* = Aluminum/Zinc Nickel Black  
*B* = Stainless Steel/Cadmium Black  
*S* = Stainless Steel/Passivated  
*XS* = Stainless Steel/Nickel Fluorocarbon Polymer  
*YS* = Stainless Steel/Pure Dense Electrodeposited Aluminum  
*ZS* = Stainless Steel/Zinc Nickel Black

**B**



**TABLE I: Shell Size, Cable Entry and Backshell Dimensions**

Dash No.	E Thread Class 2B	Ø F Max	Ø G		H		Cable Entry			
			±.020	(.5)	±.020	(.5)	Max		Min	
4D	5/8 - 24 UNEF	.937 (23.8)	1.281 (32.5)	1.281 (32.5)	.937 (23.8)	.312 (7.9)	.125 (3.2)	.125 (3.2)	.125 (3.2)	.125 (3.2)
6D	3/4 - 20 UNEF	1.031 (26.2)	1.281 (32.5)	1.281 (32.5)	1.125 (28.6)	.437 (11.1)	.250 (6.4)	.250 (6.4)	.250 (6.4)	.250 (6.4)
8D	7/8 - 20 UNEF	1.250 (31.8)	1.281 (32.5)	1.281 (32.5)	1.312 (33.3)	.562 (14.3)	.312 (7.9)	.312 (7.9)	.312 (7.9)	.312 (7.9)
10D	1 - 20 UNEF	1.250 (31.8)	1.281 (32.5)	1.281 (32.5)	1.312 (33.3)	.625 (15.9)	.350 (8.9)	.350 (8.9)	.350 (8.9)	.350 (8.9)
12D	1 3/16 - 18 UNEF	1.437 (36.5)	1.312 (33.3)	1.312 (33.3)	1.531 (38.9)	.750 (19.1)	.500 (12.7)	.500 (12.7)	.500 (12.7)	.500 (12.7)
16D	1 7/16 - 18 UNEF	1.688 (42.9)	1.406 (35.7)	1.406 (35.7)	1.750 (44.5)	.937 (23.8)	.625 (15.9)	.625 (15.9)	.625 (15.9)	.625 (15.9)
20D	1 3/4 - 18 UNS	2.000 (50.8)	1.563 (39.7)	1.563 (39.7)	2.093 (53.2)	1.250 (31.8)	.875 (22.2)	.875 (22.2)	.875 (22.2)	.875 (22.2)
24D	2 - 18 UNS	2.250 (57.2)	1.625 (41.3)	1.625 (41.3)	2.343 (59.5)	1.375 (34.9)	1.000 (25.4)	1.000 (25.4)	1.000 (25.4)	1.000 (25.4)
28D	2 1/4 - 16 UN	2.500 (63.5)	1.900 (48.3)	1.900 (48.3)	2.750 (69.9)	1.625 (41.3)	1.250 (31.8)	1.250 (31.8)	1.250 (31.8)	1.250 (31.8)
32D	2 1/2 - 16 UN	2.750 (69.9)	1.900 (48.3)	1.900 (48.3)	3.000 (76.2)	1.875 (47.6)	1.437 (36.5)	1.437 (36.5)	1.437 (36.5)	1.437 (36.5)

- APPLICATION NOTES**
1. Assembly to be identified with manufacturer's name and part number, space permitting.
  2. Cable Entry is defined as the accommodation entry for the wire bundle or cable. Dimensions are not intended for inspection criteria.
  3. For complete dimensions, see the applicable Military Specification.
  4. Metric dimensions (mm) are in parentheses.

Dimensions in inches (millimeters) and are subject to change without notice.