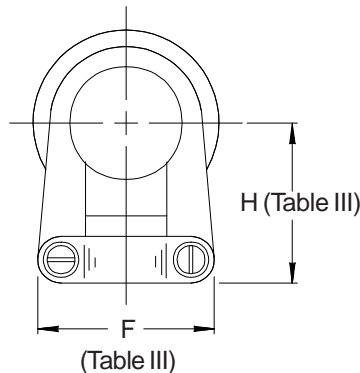
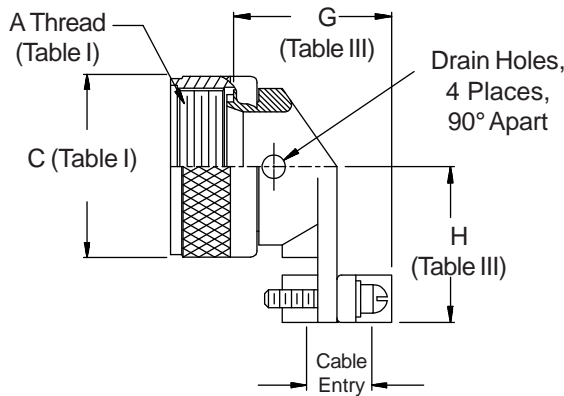
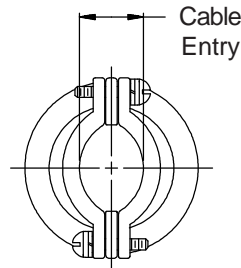
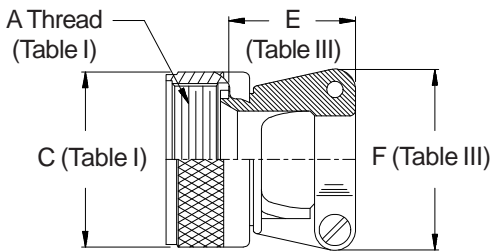
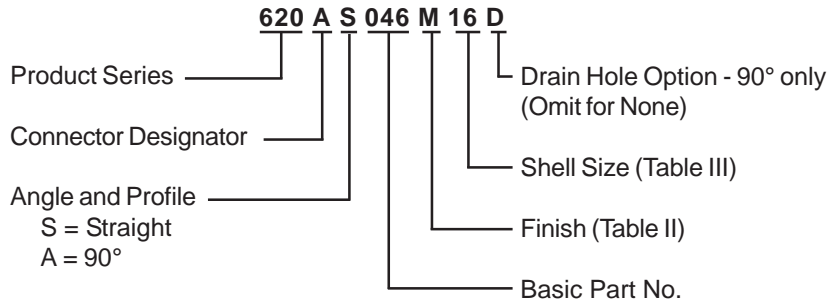


620-046
Strain Relief
 Rotatable Coupling - Straight and 90°



**CONNECTOR
 DESIGNATOR**
A
**ROTATABLE
 COUPLING**



See inside back cover fold-out or pages 13 and 14 for Tables I and II.

1. Cable Entry is defined as the accommodation entry for the wire bundle or cable. Dimensions are not intended for inspection criteria.
2. Metric dimensions (mm) are indicated in parentheses.

TABLE III: CABLE ENTRY

| Shell Size | E Max | F Max | G Max | H Max | Cable Entry | |
|------------|--------------|--------------|--------------|--------------|-------------|--------------|
| | | | | | Closed | Open |
| 08 | .630 (16.0) | .782 (19.9) | .780 (19.8) | .808 (20.5) | .125 (3.2) | .204 (5.2) |
| 10 | .740 (18.8) | .862 (21.9) | .861 (21.9) | .867 (22.0) | .187 (4.7) | .286 (7.3) |
| 12 | .860 (21.8) | 1.003 (25.5) | 1.050 (26.7) | .929 (23.6) | .291 (7.4) | .416 (10.6) |
| 14 | .860 (21.8) | 1.061 (26.9) | 1.110 (29.0) | .992 (25.2) | .351 (8.9) | .476 (12.1) |
| 16 | .990 (25.1) | 1.334 (33.9) | 1.260 (32.0) | 1.056 (26.8) | .501 (12.7) | .626 (15.9) |
| 18 | 1.240 (31.5) | 1.466 (37.2) | 1.370 (34.8) | 1.233 (31.3) | .518 (13.2) | .706 (17.9) |
| 20 | 1.360 (34.5) | 1.572 (39.9) | 1.500 (38.1) | 1.296 (32.9) | .581 (14.8) | .831 (21.1) |
| 22 | 1.490 (38.0) | 1.688 (42.9) | 1.620 (41.1) | 1.358 (34.5) | .644 (16.4) | .956 (24.3) |
| 24 | 1.610 (40.9) | 1.790 (45.5) | 1.750 (44.5) | 1.420 (36.1) | .706 (17.9) | 1.081 (27.5) |
| 28 | 1.760 (44.7) | 2.035 (51.7) | 1.890 (58.0) | 1.634 (41.5) | .750 (19.1) | 1.187 (30.1) |
| 32 | 1.950 (49.5) | 2.386 (60.6) | 1.950 (49.5) | 1.859 (47.2) | .875 (22.2) | 1.250 (31.8) |
| 36 | 2.330 (59.2) | 2.496 (63.4) | 2.070 (52.6) | 1.984 (50.4) | .938 (23.8) | 1.375 (34.9) |
| 40 | 2.510 (63.8) | 2.566 (65.2) | 2.200 (55.9) | 2.109 (53.6) | .938 (23.8) | 1.500 (38.1) |