

Series 803 Mighty Mouse ¼ Turn Bayonet Coupling Protective Cover Ordering Information

660-082 and 660-083





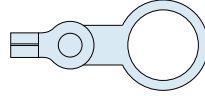


Protect Connectors From Damage – Machined aluminum covers prevent ingress of contamination and water.

Stainless Steel Fittings and Rings – Choose small diameter eye fittings for panel attachment. Larger rings fit under the jam nut or over cable jackets. Split rings can be installed on fully assembled cables.

Polyurethane-Coated SST Wire Rope offers high strength, excellent abrasion resistance and good flexibility. Or, choose Teflon® jacket for high temperature exposure.

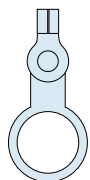
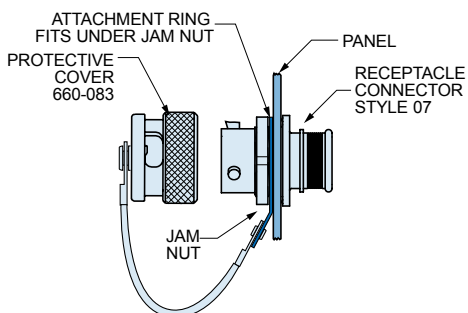
Braided Nylon Rope provides excellent flexibility and good abrasion resistance, and can be ordered with slip knot fittings for easy installation on any size cable.

HOW TO ORDER SERIES 803 BAYONET PROTECTIVE COVERS

Sample Part Number								
660-082	-M	H	9	06	-6			
Series	Shell Material / Finish	Attachment Type	Shell Size	Attachment Code	Attachment Length in Inches			
 660-082 Protective Cover for use with Bayonet Plug Connectors	C Aluminum / Black Anodize (Non-Conductive) RoHS Compliant M Aluminum / Electroless Nickel RoHS Compliant NF Aluminum / Cadmium with Olive Drab Chromate ZN Aluminum / Zinc-Nickel with Olive Drab Chromate ZNU Aluminum / Zinc-Nickel with Black Chromate MT Aluminum / Nickel-PTFE RoHS Compliant Z1 Stainless Steel / Passivated RoHS Compliant	G Nylon Rope	5 6 7 8 9 10 12 14	Omit for attachment Types N (No Attachment) and SK (Slip Knot)	Omit for attachment Type N (No Attachment) Example "-6" equals six inch length			
		H SST Wire Rope, Teflon® Jacket	9	 Small Ring		01 – .126 (3.20) I.D. 02 – .145 (3.68) I.D. 04 – .188 (4.78) I.D. 06 – .197 (5.00) I.D.		
		N No Attachment	9	 Large Ring		14 – .385 (9.78) I.D. 15 – .445 (11.30) I.D. 16 – .570 (14.48) I.D. 17 – .635 (16.13) I.D. 18 – .695 (17.65) I.D. 19 – .885 (22.48) I.D. 20 – 1.070 (27.17) I.D.		
		S SST Sash Chain	9					
		SK Nylon Rope With Slip Knot	9					
		T SST Wire Rope, No Jacket	9					
		 660-083 Protective Cover for use with Bayonet Receptacle Connectors	ZNU Aluminum / Zinc-Nickel with Black Chromate MT Aluminum / Nickel-PTFE RoHS Compliant Z1 Stainless Steel / Passivated RoHS Compliant	U SST Wire Rope, Polyurethane Jacket		9	 Split Ring	50 – .420 (10.67) I.D. 52 – .480 (12.19) I.D. 54 – .635 (16.13) I.D. 56 – .745 (18.92) I.D. 58 – .885 (22.48) I.D. 60 – 1.010 (25.65) I.D. 64 – 1.125 (28.58) I.D. 68 – 1.345 (34.16) I.D.
				SST = Stainless Steel		9		
						9		
						9		

Dimensions in inches (millimeters) and are subject to change without notice.

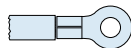
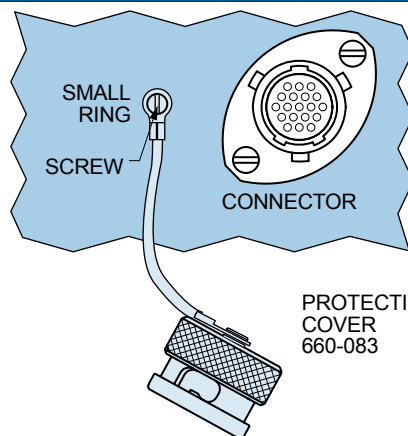
Attaching a 660-083 Receptacle Cover to a Rear Panel Mounted Jam Nut Receptacle



Solid Ring

Dia. Code	Shell Size	Ring I.D.		Ring O.D.	
		In.	mm.	In.	mm.
14	5	±.010	±0.25	±.015	± 0.38
15	6	.385	9.78	.510	12.95
16	7, 8	.445	11.30	.565	14.35
17	9	.570	14.48	.685	17.40
18	10	.635	16.13	.760	19.30
19	12	.695	17.65	.820	20.82
20	14	.885	22.48	1.010	25.65
		1.070	27.17	1.195	30.35

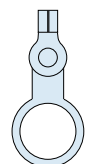
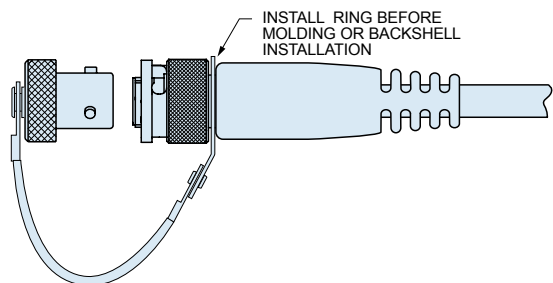
Attaching a Cover to a Panel With a Screw



Small Ring for Attaching Receptacle Covers to a Panel with a Screw

Dia. Code	Screw Size	Ring I.D.		Ring O.D.	
		In.	mm.	In.	mm.
01	#4, M3	±.005	±0.13	Max.	Max.
02	#6	.126	3.20	.31	7.9
04	#8, M4	.145	3.68	.31	7.9
06	#10	.188	4.78	.31	7.9
		.197	5.00	.31	7.9

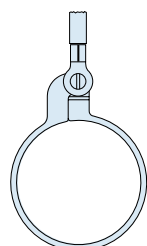
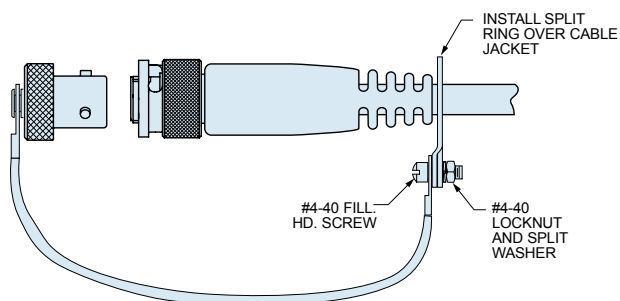
Attaching a Cover to a Cable Assembly With a Solid Ring



Solid Ring

Dia. Code	Shell Size	Ring I.D.		Ring O.D.	
		In.	mm.	In.	mm.
14	5,6	±.010	±0.25	±.015	± 0.38
15	7	.385	9.78	.510	12.95
16	8, 9	.445	11.30	.565	14.35
17	10	.570	14.48	.685	17.40
18	12	.635	16.13	.760	19.30
19	14	.695	17.65	.820	20.82
20	16	.885	22.48	1.010	25.65
		1.070	27.17	1.195	30.35

Attaching a Cover to a Cable Using a Split Ring or Slip Knot



Large Split Ring for Attaching Covers to Cables

Dia. Code	Max. Cable Dia. (in.)	Ring Diameter			
		Min. ID		Max. OD	
		In.	mm.	In.	mm.
50	.410	.420	10.67	.580	14.73
52	.470	.480	12.19	.640	16.26
54	.625	.635	16.13	.796	20.22
56	.735	.745	18.92	.905	22.99
58	.875	.885	22.48	1.046	26.57
60	1.000	1.010	25.65	1.171	29.74
64	1.115	1.125	28.58	1.285	32.64
68	1.335	1.345	34.16	1.505	38.23

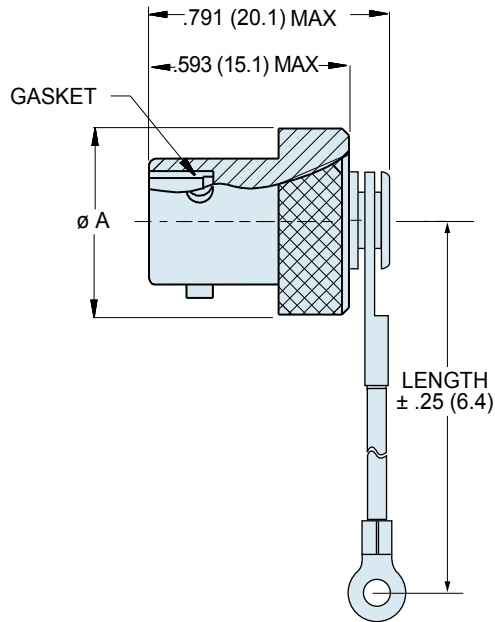
Dimensions in inches (millimeters) and are subject to change without notice.

Series 803 Mighty Mouse ¼ Turn Bayonet Coupling Protective Cover Dimensions

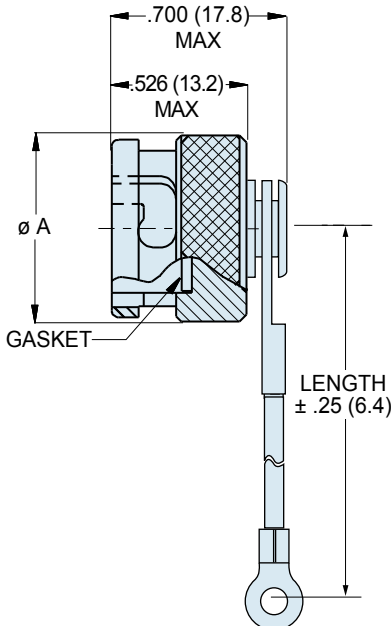
660-082 and 660-083



Series 803



Plug Cover
660-082



Receptacle Cover
660-083

Shell Size	Ø A Max.	
	In.	mm.
5	.620	15.7
6	.620	15.7
7	.620	15.7
8	.690	17.5
9	.760	19.3
10	.850	21.6
12	.940	23.8
14	1.170	29.7

MATERIALS AND FINISHES

Cover	Aluminum alloy or stainless steel
Gasket	Fluorosilicone rubber
Wire, Hardware	Stainless steel, passivated

LANYARD OPTIONS

Nylon Rope (G)	-55° to +100°C., black, very flexible, very good abrasion resistance, good resistance to fuels, .120" (3mm) diameter
Polyurethane Coated Wire Rope (U)	Black polyurethane over stainless steel rope, -55° to +125°C., very flexible, excellent abrasion resistance, excellent resistance to fuels, .080" (2mm) diameter
Teflon® Jacketed Wire Rope (H)	Translucent FEP jacket over stainless steel, -55° to +200°C., fair flexibility, good abrasion resistance, .100" diameter
Sash Chain (S)	Stainless steel, #8 chain, .240" (6mm)
Slip Knot (SK) for Attaching Covers to Cable	55° to +100°C., black, very flexible, very good abrasion resistance, good resistance to fuels, .120" (3mm) diameter. Length includes .5" (13mm) diameter loop.

Dimensions in inches (millimeters) and are subject to change without notice.

© 2010 Glenair, Inc.

CAGE Code 06324

Printed in U.S.A.

GLENAIR, INC. • 1211 AIR WAY • GLENDALE, CA 91201-2497 • 818-247-6000 • FAX 818-500-9912

www.glenair.com

F-21

E-Mail: sales@glenair.com

09-MARCH-2010