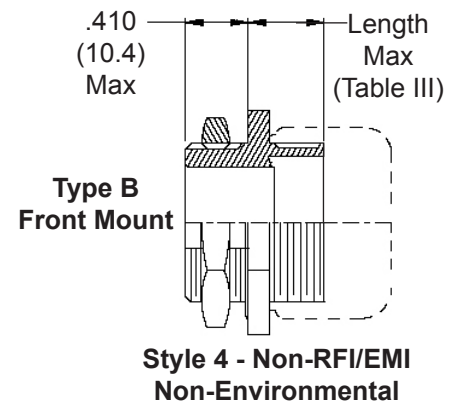
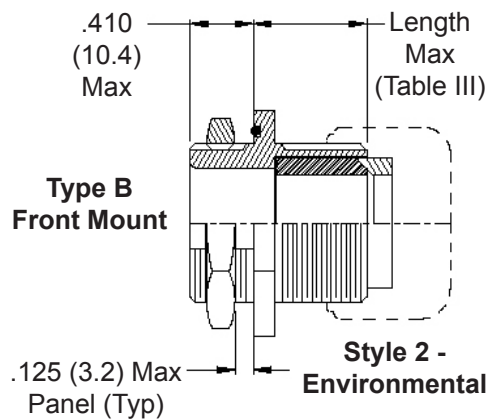
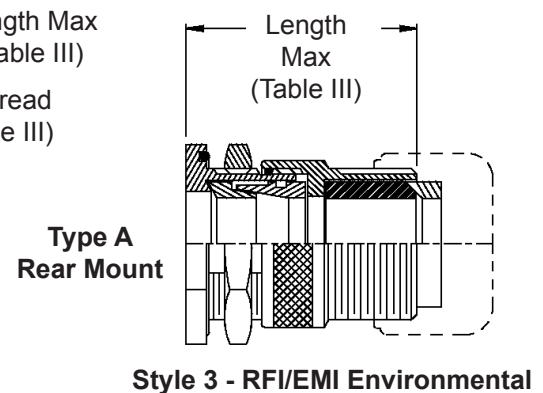
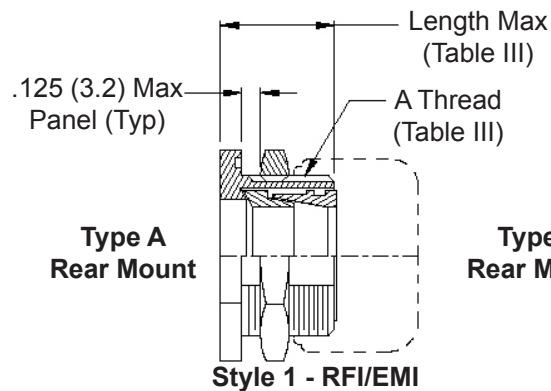
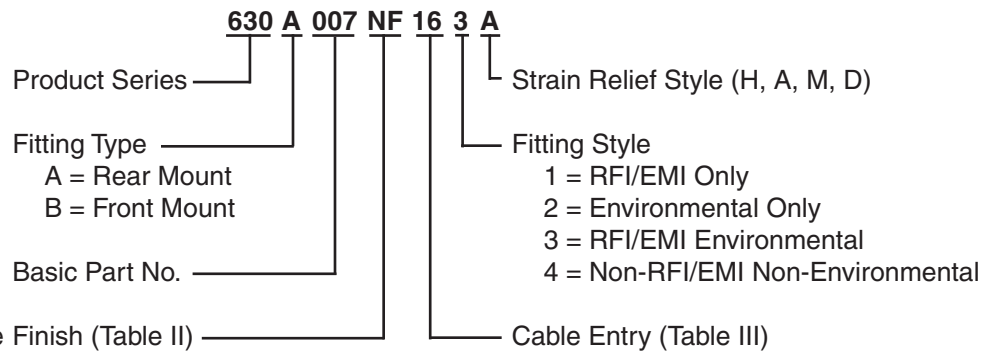


### Single Overall EMI/RFI Shield Termination

1. Metric dimensions (mm) are indicated in parentheses.
2. Cable range is defined as the accommodations range for the wire bundle or cable. Dimensions shown are not intended for inspection criteria.

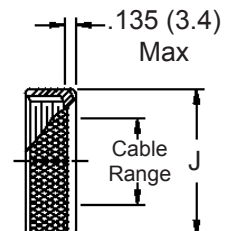
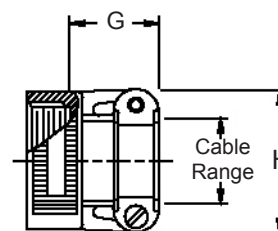
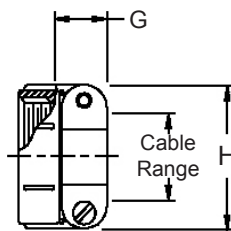
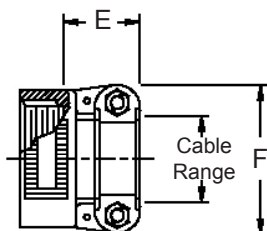


**STYLE H**  
Heavy Duty

**STYLE A**  
Medium Duty

**STYLE M**  
Medium Duty

**STYLE D**  
Medium Duty



630-007

**EMI/RFI Environmental Bulkhead Feed-Through**  
with Strain Relief  
Front and Rear Jam Nut Mount - Straight



63

See inside back cover fold-out or page 14 for Table II.

**TABLE III: CABLE ENTRY**

Dash No.	Clamp Style	Clamp Size	Cable Range		A Thread Unified	B Dim	C Flat		D Dia				
			Min	Max			± .010	(± .3)	± .010	(± .3)			
01	1, 2, 4	03*	.157	(4.0)	.250	(6.4)	1/2 -28	.688	(17.5)	.479	(12.2)	.515	(13.1)
02	3	03*	.157	(4.0)	.250	(6.4)	1/2 -28	.688	(17.5)	.479	(12.2)	.515	(13.1)
03	1, 2, 4	04*	.187	(4.7)	.312	(7.9)	5/8 -24	.813	(20.7)	.595	(15.1)	.640	(16.3)
04	3	04*	.187	(4.7)	.312	(7.9)	5/8 -24	.813	(20.7)	.595	(15.1)	.640	(16.3)
05	1, 2, 4	06*	.281	(7.1)	.437	(11.1)	3/4 -20	.938	(23.8)	.720	(18.3)	.765	(19.4)
06	3	06*	.281	(7.1)	.437	(11.1)	3/4 -20	.938	(23.8)	.720	(18.3)	.765	(19.4)
07	1, 2, 4	08	.344	(8.7)	.562	(14.3)	7/8 -20	1.063	(27.0)	.845	(21.5)	.890	(22.6)
08	3	08	.344	(8.7)	.562	(14.3)	7/8 -20	1.063	(27.0)	.845	(21.5)	.890	(22.6)
09	1, 2, 4	10	.375	(9.5)	.625	(15.9)	1 -20	1.250	(31.8)	.970	(24.6)	1.015	(25.8)
10	3	10	.375	(9.5)	.625	(15.9)	1 -20	1.250	(31.8)	.970	(24.6)	1.015	(25.8)
11	1, 2, 4	12	.438	(11.1)	.750	(19.1)	1 3/16 -18	1.375	(34.9)	1.158	(29.4)	1.202	(30.5)
12	3	12	.438	(11.1)	.750	(19.1)	1 3/16 -18	1.375	(34.9)	1.158	(29.4)	1.202	(30.5)
13	1, 2, 4	16	.625	(15.9)	.937	(23.8)	1 7/16 -18	1.625	(41.3)	1.408	(35.8)	1.452	(36.9)
14	3	16	.625	(15.9)	.937	(23.8)	1 7/16 -18	1.625	(41.3)	1.408	(35.8)	1.452	(36.9)
15	1, 2, 4	20	.875	(22.2)	1.250	(31.8)	1 3/4 -18	2.000	(50.8)	1.720	(43.7)	1.765	(44.8)
16	3	20	.875	(22.2)	1.250	(31.8)	1 3/4 -18	2.000	(50.8)	1.720	(43.7)	1.765	(44.8)
17	1, 2, 4	24	1.000	(25.4)	1.375	(34.9)	2 -18	2.188	(55.6)	1.970	(50.0)	2.015	(51.2)
18	3	24	1.000	(25.4)	1.375	(34.9)	2 -18	2.188	(55.6)	1.970	(50.0)	2.015	(51.2)
19	1, 2, 4	28	1.250	(31.8)	1.625	(41.3)	2 1/4 -16	2.438	(61.9)	2.220	(56.4)	2.265	(57.5)
20	3	28	1.250	(31.8)	1.625	(41.3)	2 1/4 -16	2.438	(61.9)	2.220	(56.4)	2.265	(57.5)
21	1, 2, 4	32*	1.437	(36.5)	1.875	(47.6)	2 1/2 -16	2.813	(71.5)	2.470	(62.7)	2.515	(63.9)
22	3	32*	1.437	(36.5)	1.875	(47.6)	2 1/2 -16	2.813	(71.5)	2.470	(62.7)	2.515	(63.9)
23	1, 2, 4	40*	1.875	(47.6)	2.375	(60.3)	3 -16	3.375	(85.7)	2.970	(75.4)	3.015	(76.6)
24	3	40*	1.875	(47.6)	2.375	(60.3)	3 -16	3.375	(85.7)	2.970	(75.4)	3.015	(76.6)

\* Not Available in Style M Clamp

**TABLE III (Continued)**

Dash No.	Style	E Max	F Max	G Max	H Max	J Max	Length Max						
01	1, 2, 4	---	---	.760	(19.3)	.843	(21.4)	.630	(16.0)	1.281	(32.5)		
02	3	---	---	.760	(19.3)	.843	(21.4)	.630	(16.0)	1.969	(50.0)		
03	1, 2, 4	.780	(19.8)	.957	(24.3)	.760	(19.3)	.906	(23.0)	.755	(19.2)	1.281	(32.5)
04	3	.780	(19.8)	.957	(24.3)	.760	(19.3)	.906	(23.0)	.755	(19.2)	1.969	(50.0)
05	1, 2, 4	.780	(19.8)	1.145	(29.1)	.760	(19.3)	1.093	(27.8)	.942	(23.9)	1.281	(32.5)
06	3	.780	(19.8)	1.145	(29.1)	.760	(19.3)	1.093	(27.8)	.942	(23.9)	1.969	(50.0)
07	1, 2, 4	.780	(19.8)	1.332	(33.8)	.760	(19.3)	1.187	(30.1)	1.067	(27.1)	1.281	(32.5)
08	3	.780	(19.8)	1.332	(33.8)	.760	(19.3)	1.187	(30.1)	1.067	(27.1)	1.969	(50.0)
09	1, 2, 4	.780	(19.8)	1.332	(33.8)	.760	(19.3)	1.281	(32.5)	1.192	(30.3)	1.281	(32.5)
10	3	.780	(19.8)	1.332	(33.8)	.760	(19.3)	1.281	(32.5)	1.192	(30.3)	1.969	(50.0)
11	1, 2, 4	.811	(20.6)	1.551	(39.4)	.760	(19.3)	1.500	(38.1)	1.380	(35.1)	1.344	(34.1)
12	3	.811	(20.6)	1.551	(39.4)	.760	(19.3)	1.500	(38.1)	1.380	(35.1)	1.969	(50.0)
13	1, 2, 4	.905	(23.0)	1.770	(45.0)	1.073	(27.3)	1.719	(43.7)	1.535	(39.0)	1.344	(34.1)
14	3	.905	(23.0)	1.770	(45.0)	1.073	(27.3)	1.719	(43.7)	1.535	(39.0)	1.969	(50.0)
15	1, 2, 4	1.092	(27.7)	2.113	(53.7)	1.323	(33.6)	2.062	(52.4)	1.848	(46.9)	1.344	(34.1)
16	3	1.092	(27.7)	2.113	(53.7)	1.323	(33.6)	2.062	(52.4)	1.848	(46.9)	2.062	(52.4)
17	1, 2, 4	1.124	(28.5)	2.363	(60.0)	1.323	(33.6)	2.312	(58.7)	2.255	(57.3)	1.406	(35.7)
18	3	1.124	(28.5)	2.363	(60.0)	1.323	(33.6)	2.312	(58.7)	2.255	(57.3)	2.062	(52.4)
19	1, 2, 4	1.399	(35.5)	2.770	(70.4)	1.572	(39.9)	2.719	(69.1)	2.505	(63.6)	1.406	(35.7)
20	3	1.399	(35.5)	2.770	(70.4)	1.572	(39.9)	2.719	(69.1)	2.505	(63.6)	2.062	(52.4)
21	1, 2, 4	1.399	(35.5)	3.020	(76.7)	1.572	(39.9)	2.969	(75.4)	2.755	(70.0)	1.406	(35.7)
22	3	1.399	(35.5)	3.020	(76.7)	1.572	(39.9)	2.969	(75.4)	2.755	(70.0)	2.375	(60.3)
23	1, 2, 4	---	---	---	---	1.572	(39.9)	3.531	(89.7)	3.255	(82.7)	1.531	(38.9)
24	3	---	---	---	---	1.572	(39.9)	3.531	(89.7)	3.255	(82.7)	2.375	(60.3)