

AS85049/75 Potting Boot

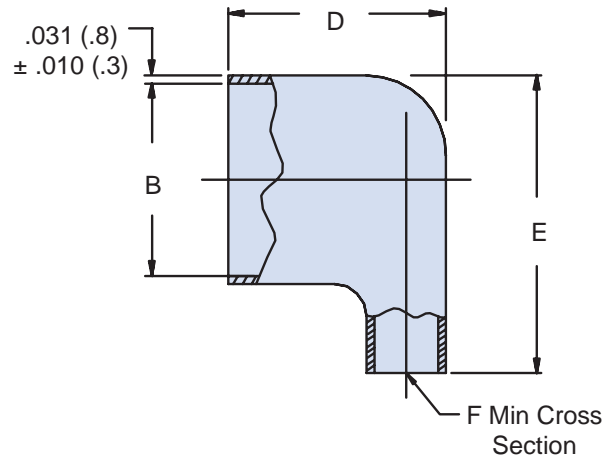
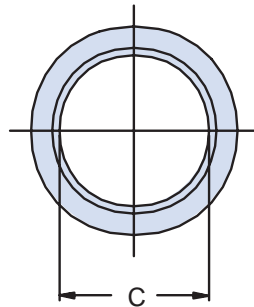
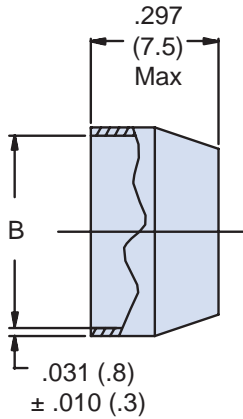


AS85049

B

For Use with
AS85049/58
Potting Boot Ring
(Page B-80)

Basic Part Number	Shell Size	Geometry 1 - Straight 2 = 90°
M85049/75	- 10 -	1



Shell Size	B Dia ± .005 (.1)	C Min ID	D Max	E Max	F Min
8	.527 (13.4)	.434 (11.0)	.438 (11.1)	.766 (19.5)	.073 (1.9)
10	.652 (16.6)	.548 (13.9)	.469 (11.9)	.891 (22.6)	.117 (3.0)
12	.776 (19.7)	.673 (17.1)	.562 (14.3)	1.031 (26.2)	.206 (5.2)
14	.898 (22.8)	.798 (20.3)	.719 (18.3)	1.156 (29.4)	.384 (9.8)
16	1.016 (25.8)	.899 (22.8)	.781 (19.8)	1.287 (32.7)	.443 (11.3)
18	1.140 (29.0)	1.024 (26.0)	.844 (21.4)	1.406 (35.7)	.561 (14.2)
20	1.265 (32.1)	1.149 (29.2)	.906 (23.0)	1.531 (38.9)	.693 (17.6)
22	1.390 (35.3)	1.274 (32.4)	.938 (23.8)	1.656 (42.1)	.840 (21.3)
24	1.515 (38.5)	1.399 (35.5)	1.031 (26.2)	1.781 (45.2)	.999 (25.4)

APPLICATION NOTES

1. For complete dimensions see the applicable Military Specification.
2. Material: Translucent nylon, minimum wall thickness .020 (.51).
3. Metric dimensions (mm) are in parentheses.

Dimensions in inches (millimeters) and are subject to change without notice.