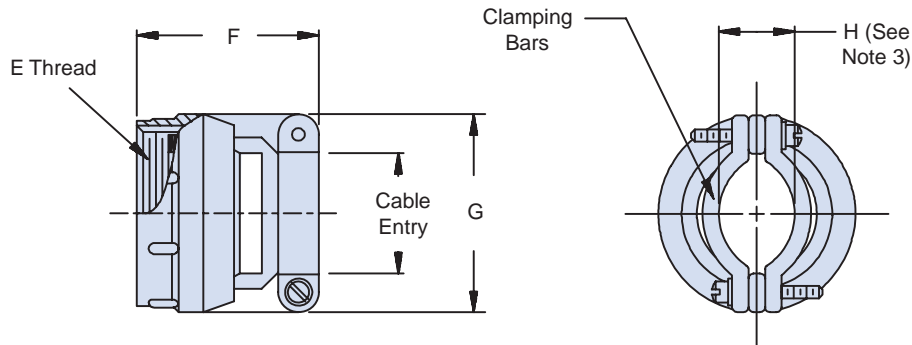
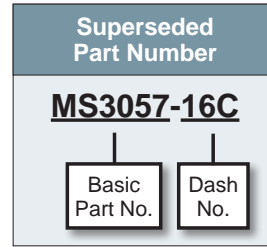
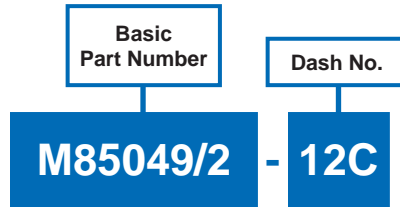


# AS85049/2 and MS3057C Strain Reliefs



AS85049



**TABLE I: Shell Size, Cable Entry and Backshell Dimensions**

Dash No.	Conn. Shell Ref.(s)	E Thread Class 2B	F Max	Ø G Max	H Max Closed	Cable Entry Max
3C	8S, 10S	1/2 - 28 UNEF	1.375 (34.9)	.812 (20.6)	.217 (5.5)	.219 (5.6)
4C	10SL, 12S, 12	5/8 - 24 UNEF	1.375 (34.9)	.937 (23.8)	.296 (7.5)	.312 (7.9)
6C	14S, 14	3/4 - 20 UNEF	1.375 (34.9)	1.062 (27.0)	.390 (9.9)	.438 (11.1)
8C	16S, 16	7/8 - 20 UNEF	1.375 (34.9)	1.188 (30.2)	.434 (11.0)	.531 (13.5)
10C	18	1 - 20 UNEF	1.437 (36.5)	1.312 (33.3)	.434 (11.0)	.625 (15.9)
12C	20, 22	1 3/16 - 18 UNEF	1.437 (36.5)	1.562 (39.7)	.596 (15.1)	.750 (19.1)
16C	24, 28	1 7/16 - 18 UNEF	1.562 (39.7)	1.750 (44.5)	.596 (15.1)	.938 (23.8)
20C	32	1 3/4 - 18 UNS	1.812 (46.0)	2.250 (57.2)	.858 (21.8)	1.250 (31.8)
24C	36	2 - 18 UNS	2.062 (52.4)	2.375 (60.3)	.858 (21.8)	1.375 (34.9)
28C	40	2 1/4 - 16 UN	2.062 (52.4)	2.625 (66.7)	1.107 (28.1)	1.625 (41.3)
32C	44	2 1/2 - 16 UN	2.188 (55.6)	2.812 (71.4)	1.421 (36.1)	1.875 (47.6)

## APPLICATION NOTES

1. Finish on M85049/2 is Cadmium Olive Drab over Electroless Nickel, 1,000 hour salt spray.
2. Assembly to be identified with manufacturer's name and part number, space permitting.
3. Cable Entry is defined as the accommodation entry for the wire bundle or cable. Dimensions are not intended for inspection criteria.
4. For complete dimensions, see the applicable Military Specification.
5. Metric dimensions (mm) are in parentheses.

Dimensions in inches (millimeters) and are subject to change without notice.

B