

189-038

**Composite Connector Backshell Adapter  
for Helical Convoluted Tubing to be used with  
MIL-DTL-38999 Series III & IV Fiber Optic Connectors**

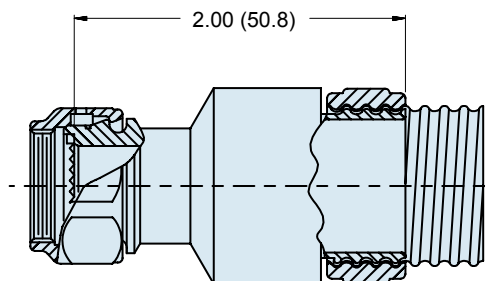
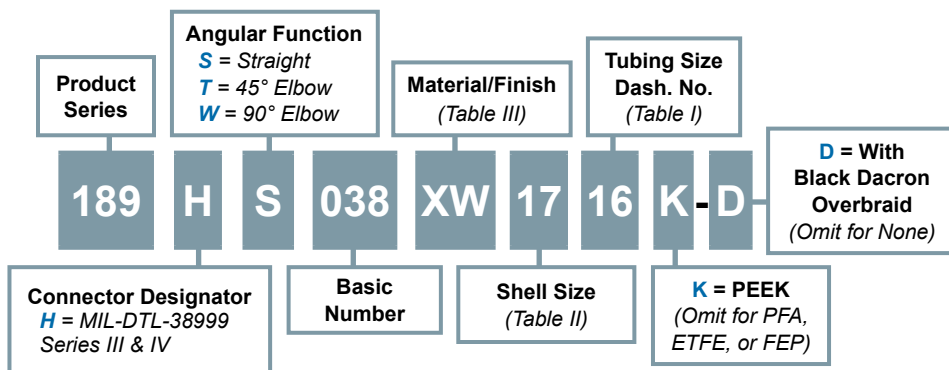
D38999  
Series III

**Composite MIL-DTL-38999 backshell adapter**

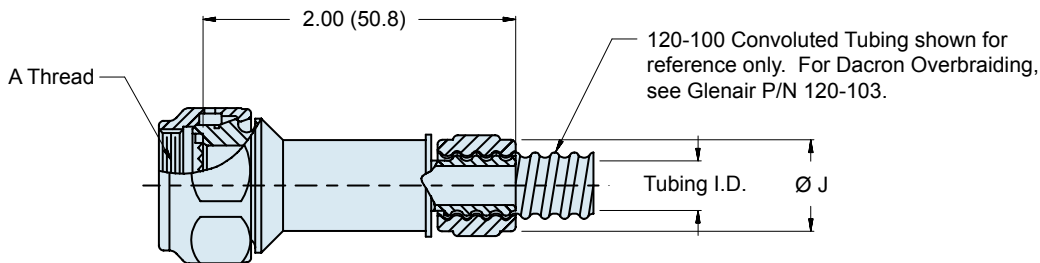
B



**How To Order**



**ONE PIECE SET UP**



**S - STRAIGHT**

**Material and Finish**

Adapter, Elbow: High Grade Engineering Thermoplastic/see Table III  
Coupling and Compression Nuts: High Grade Engineering Thermoplastic  
O-Ring: Fluorosilicone or Silicone  
Anti-rotation Device: Corrosion resistant material

189-038

**Composite Connector Backshell Adapter  
for Helical Convoluted Tubing to be used with  
MIL-DTL-38999 Series III & IV Fiber Optic Connectors**



MIL-DTL-38999  
Series III Type

**B**

Dash No.	Conduit I.D.	Ø J Max
06	.188 (4.8)	.790 (20.1)
09	.281 (7.1)	.985 (25.0)
10	.312 (7.9)	.985 (25.0)
12	.375 (9.5)	1.035 (26.3)
14	.437 (11.1)	1.100 (27.9)
16	.500 (12.7)	1.160 (29.5)
20	.625 (15.9)	1.285 (32.6)
24	.750 (19.1)	1.480 (37.6)
28	.875 (22.2)	1.670 (42.4)
32	1.000 (25.4)	1.720 (43.7)
40	1.250 (31.8)	2.100 (53.3)
48	1.500 (38.1)	2.420 (61.5)

Shell Size	A Thread ISO Metric	E ±.060 (1.5)	F ±.090 (2.3)	G ±.060 (1.5)	H +.090 (2.3)	Max Entry Max Tubing Size
11	M15 x 1 - 6H	.750 (19.1)	.950 (24.1)	.750 (19.1)	1.160 (29.5)	12
13	M18 x 1 - 6H	.750 (19.1)	1.020 (25.9)	.810 (20.6)	1.220 (31.0)	16
15	M22 x 1 - 6H	.760 (19.3)	1.050 (26.7)	.880 (22.4)	1.290 (32.8)	20
17	M25 x 1 - 6H	.780 (19.8)	1.070 (27.2)	.940 (23.9)	1.350 (34.3)	24
19	M28 x 1 - 6H	.790 (20.1)	1.080 (27.4)	.970 (24.6)	1.380 (35.1)	28
21	M31 x 1 - 6H	.820 (20.8)	1.110 (28.2)	1.060 (26.9)	1.470 (37.3)	32
23	M34 x 1 - 6H	.860 (21.8)	1.150 (29.2)	1.130 (28.7)	1.540 (39.1)	32
25	M37 x 1 - 6H	.890 (22.6)	1.180 (30.0)	1.190 (30.2)	1.730 (43.9)	40

Code	Material	Finish Description
XM	Composite	Electroless Nickel
XW		Cadmium Plate/Olive Drab over Electroless Nickel
XO		No Plating—Amber Color

Refer to Appendix for material/finish details

