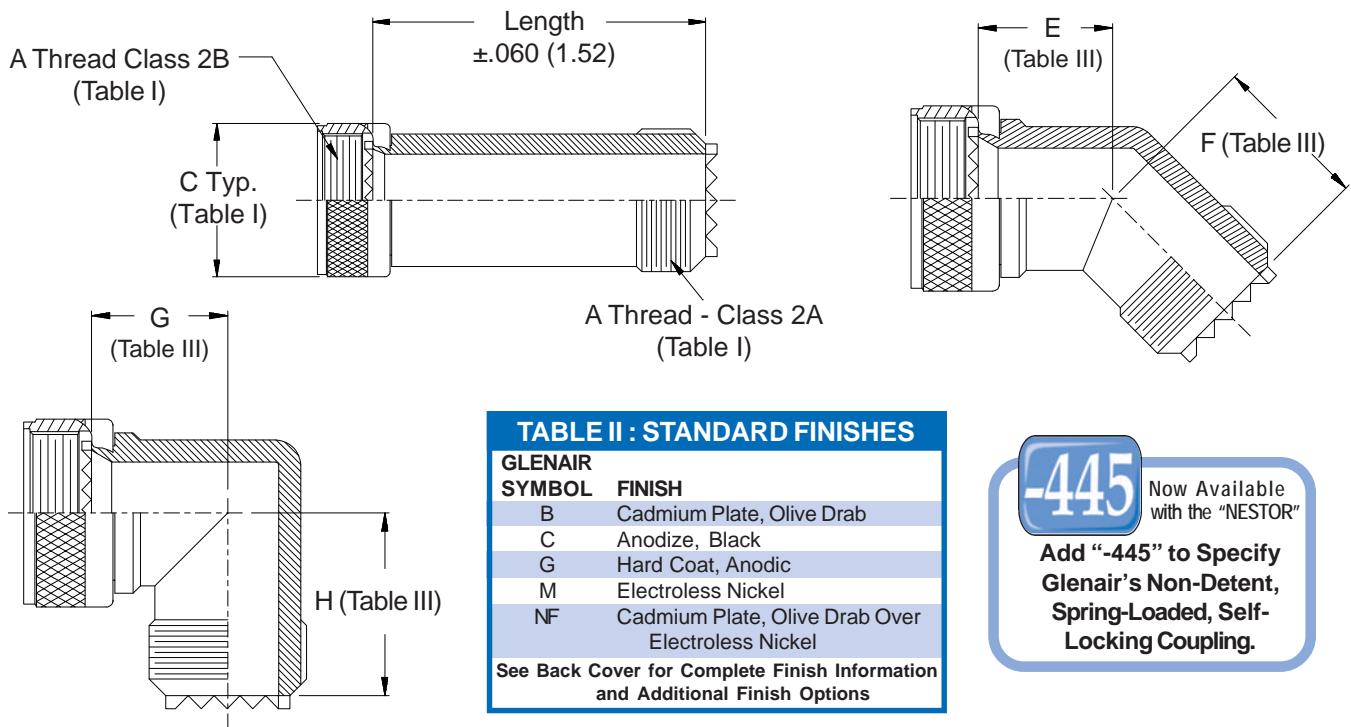
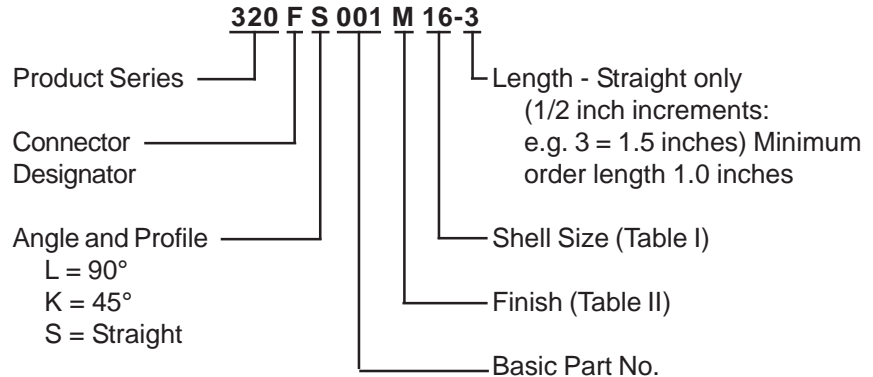


**CONNECTOR
DESIGNATORS
A-D-F-H-L-S
ROTATABLE
COUPLING**

TABLE II : STANDARD FINISHES

GLENAIR	
SYMBOL	FINISH
B	Cadmium Plate, Olive Drab
C	Anodize, Black
G	Hard Coat, Anodic
M	Electroless Nickel
NF	Cadmium Plate, Olive Drab Over Electroless Nickel

See Back Cover for Complete Finish Information and Additional Finish Options

-445

 Now Available
 with the "NESTOR"

Add "-445" to Specify
 Glenair's Non-Detent,
 Spring-Loaded, Self-
 Locking Coupling.

TABLE III: DIMENSIONS

Shell Size		G Max	F Max	E Max	H Max
Conn. Desig. A-F-L-S	H				
08	09	.940 (23.9)	.890 (22.6)	.830 (21.1)	1.000 (25.4)
10	11	1.010 (25.7)	.920 (23.4)	.860 (21.8)	1.070 (27.2)
12	13	1.070 (27.2)	.942 (23.9)	.882 (22.4)	1.130 (28.7)
14	15	1.130 (28.7)	.970 (24.6)	.900 (22.9)	1.190 (30.2)
16	17	1.190 (30.2)	.990 (25.1)	.930 (23.6)	1.250 (31.8)
18	19	1.240 (31.5)	1.010 (25.7)	.950 (24.1)	1.300 (33.0)
20	21	1.310 (33.3)	1.040 (26.4)	.980 (24.9)	1.370 (34.8)
22	23	1.360 (34.5)	1.060 (26.9)	1.000 (25.4)	1.420 (36.1)
24	25	1.540 (39.1)	1.090 (27.7)	1.030 (26.2)	1.490 (37.8)

See inside back
 cover fold-out or
 pages 13 and 14
 for unabridged
 Tables I and II.

Metric dimensions
 (mm) are indicated in
 parentheses.

**CONNECTOR
 DESIGNATORS**
A-B*-C-D-E-F
G-H-J-K-L-S
 * Conn. Desig. B See Note 2
**DIRECT
 COUPLING**

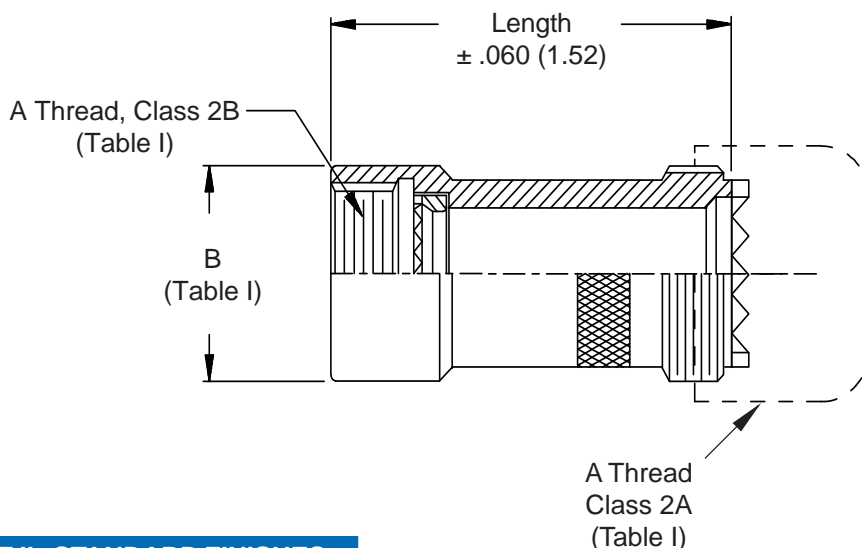
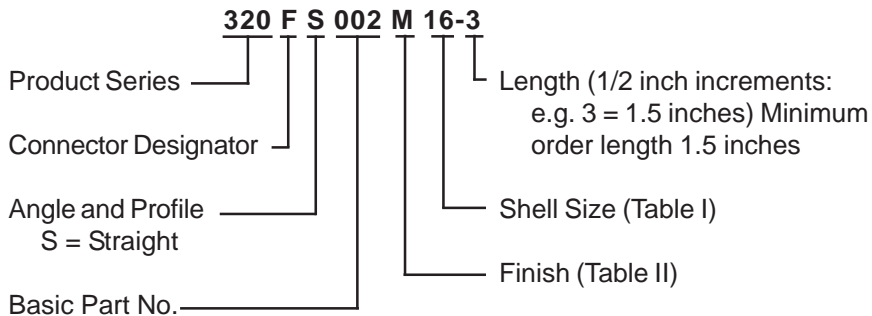


TABLE II : STANDARD FINISHES	
GLENAIR SYMBOL	FINISH
B	Cadmium Plate, Olive Drab
C	Anodize, Black
G	Hard Coat, Anodic
M	Electroless Nickel
NF	Cadmium Plate, Olive Drab Over Electroless Nickel

See Back Cover for Complete Finish Information and Additional Finish Options

See inside back cover fold-out or pages 13 and 14 for unabridged Tables I and II.

1. Metric dimensions (mm) are indicated in parentheses.
2. When using Connector Designator B refer to pages 18 and 19 for part number development.