

# 370-002 Submersible Cable Sealing Backshell with Strain Relief Low Profile - Direct Coupling

## CONNECTOR DESIGNATORS A-B\*-C-D-E-F G-H-J-K-L-S

\* Conn. Desig. B See Note 5  
**DIRECT  
COUPLING**



**STYLE 2  
(STRAIGHT  
See Note 1)**



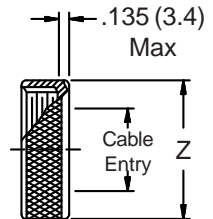
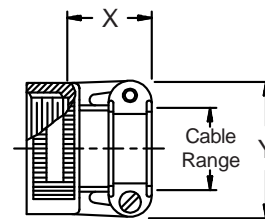
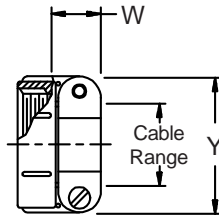
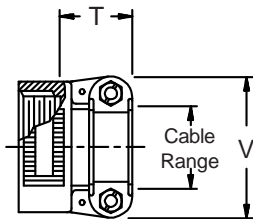
**STYLE H  
Heavy Duty  
(Table X)**



**STYLE A  
Medium Duty  
(Table XI)**

**STYLE M  
Medium Duty  
(Table XI)**

**STYLE D  
Medium Duty  
(Table XI)**



**370-002**  
**Submersible Cable Sealing Backshell**  
with Strain Relief  
**Low Profile - Direct Coupling**



**TABLE III: FRONT ADAPTER**

| Shell Size | J Max - Conn. Designator |              |              |
|------------|--------------------------|--------------|--------------|
|            | A-E-F                    |              |              |
|            | J-H-L-S                  | D-B-G-K      | C            |
| 08/09      | 1.180 (30.0)             | 1.440 (36.6) |              |
| 10/11      | 1.180 (30.0)             | 1.440 (36.6) |              |
| 12/13      | 1.180 (30.0)             | 1.440 (36.6) | 1.735 (44.1) |
| 14/15      | 1.180 (30.0)             | 1.440 (36.6) | 1.915 (48.6) |
| 16/17      | 1.380 (35.0)             | 1.560 (39.6) | 1.915 (48.6) |
| 18/19      | 1.380 (35.0)             | 1.560 (39.6) | 1.915 (48.6) |
| 20/21      | 1.380 (35.0)             | 1.560 (39.6) | 1.915 (48.6) |
| 22/23      | 1.380 (35.0)             | 1.560 (39.6) | 1.915 (48.6) |
| 24/25      | 1.380 (35.0)             | 1.560 (39.6) | 1.915 (48.6) |
| 28/29      | 1.610 (40.9)             | 1.560 (39.6) | 1.915 (48.6) |
| 32/33      | 1.610 (40.9)             | 1.750 (44.5) | 1.915 (48.6) |
| 36         | 1.610 (40.9)             | 1.750 (44.5) | 1.915 (48.6) |
| 40         | 1.610 (40.9)             | 2.190 (55.6) | 1.915 (48.6) |

See inside back cover fold-out or pages 13 and 14 for unabridged Tables I and II.

**TABLE IV: ELBOW DIMENSIONS**

| Elbow Size | E Max        | F Max        | G Max        | H Max        |
|------------|--------------|--------------|--------------|--------------|
| 04         | .567 (14.4)  | 1.399 (35.5) | .636 (16.2)  | 1.412 (35.9) |
| 06         | .630 (16.0)  | 1.462 (37.1) | .710 (18.0)  | 1.532 (38.9) |
| 08         | .692 (17.6)  | 1.524 (38.7) | .731 (18.6)  | 1.552 (39.4) |
| 10         | .755 (19.2)  | 1.957 (49.7) | .825 (21.0)  | 1.962 (49.8) |
| 12         | .848 (21.5)  | 2.067 (52.5) | .988 (25.1)  | 2.052 (52.1) |
| 16         | 1.036 (26.3) | 2.254 (57.3) | 1.087 (27.6) | 2.227 (56.6) |
| 20         | 1.130 (28.7) | 2.463 (62.6) | 1.325 (33.7) | 2.395 (60.8) |
| 24         | 1.255 (31.9) | 2.503 (63.6) | 1.337 (34.0) | 2.548 (64.7) |
| 28         | 1.317 (33.5) | 2.598 (66.0) | 1.827 (46.4) | 2.798 (71.1) |
| 32         | 1.348 (34.2) | 2.813 (71.5) | 2.027 (51.5) | 2.818 (71.6) |

**TABLE X: CABLE ENTRY**

| Dash No. | T Max        | V Max        | Cable Range  |              |
|----------|--------------|--------------|--------------|--------------|
|          |              |              | Min          | Max          |
| 04       | .780 (19.8)  | .957 (24.3)  | .125 (3.2)   | .312 (7.9)   |
| 06       | .780 (19.8)  | 1.145 (29.1) | .250 (6.4)   | .437 (11.1)  |
| 08       | .780 (19.8)  | 1.332 (33.8) | .387 (9.8)   | .562 (14.3)  |
| 10       | .780 (19.8)  | 1.332 (33.8) | .350 (8.9)   | .625 (15.9)  |
| 12       | .811 (20.6)  | 1.551 (39.4) | .500 (12.7)  | .750 (19.1)  |
| 16       | .905 (23.0)  | 1.770 (45.0) | .625 (15.9)  | .937 (23.8)  |
| 20       | 1.092 (27.7) | 2.113 (53.7) | .875 (22.2)  | 1.250 (31.8) |
| 24       | 1.124 (28.5) | 2.363 (60.0) | 1.000 (25.4) | 1.375 (34.9) |
| 28       | 1.399 (35.5) | 2.770 (70.4) | 1.250 (31.8) | 1.625 (41.3) |
| 32       | 1.399 (35.5) | 3.020 (76.7) | 1.437 (36.5) | 1.875 (47.6) |

**TABLE II: STANDARD FINISHES**

| GLENNAIR SYMBOL | FINISH  |
|-----------------|---|
| B               | Cadmium Plate, Olive Drab                         |
| C               | Anodize, Black                                    |
| G               | Hard Coat, Anodic                                 |
| M               | Electroless Nickel                                |
| NF              | Cadmium Plate, Olive Drab Over Electroless Nickel |

- When maximum cable entry (page 22) is exceeded, Style 2 will be supplied. (Function S only.)
- Metric dimensions (mm) are indicated in parentheses.
- Cable range is defined as the accommodations range for the wire bundle or

cable. Dimensions shown are not intended for inspection criteria.

- Consult factory for shorter lengths on straight backshells.
- When using Connector Designator B refer to pages 18 and 19 for part number development.

**TABLE XI: CABLE ENTRY**

| Dash No. | W Max        | X Max        | Y Max        | Z Max        | Cable Range  |              |
|----------|--------------|--------------|--------------|--------------|--------------|--------------|
|          |              |              |              |              | Min**        | Max          |
| 03*      | .437 (11.1)  | .760 (19.3)  | .843 (21.4)  | .630 (16.0)  | .156 (4.0)   | .250 (6.4)   |
| 04*      | .437 (11.1)  | .760 (19.3)  | .906 (23.0)  | .755 (19.2)  | .188 (4.8)   | .312 (7.9)   |
| 06*      | .500 (12.7)  | .760 (19.3)  | 1.093 (27.8) | .942 (23.9)  | .281 (7.1)   | .438 (11.1)  |
| 08       | .563 (14.3)  | .760 (19.3)  | 1.187 (30.1) | 1.067 (27.1) | .387 (9.8)   | .562 (14.3)  |
| 10       | .563 (14.3)  | .760 (19.3)  | 1.281 (32.5) | 1.192 (30.3) | .375 (9.5)   | .625 (15.9)  |
| 12       | .563 (14.3)  | .760 (19.3)  | 1.500 (38.1) | 1.380 (35.1) | .438 (11.1)  | .750 (19.1)  |
| 16       | .656 (16.7)  | 1.073 (27.3) | 1.719 (43.7) | 1.535 (39.0) | .625 (15.9)  | .938 (23.8)  |
| 20       | .656 (16.7)  | 1.323 (33.6) | 2.062 (52.4) | 1.848 (46.9) | .875 (22.2)  | 1.250 (31.8) |
| 24       | .656 (16.7)  | 1.323 (33.6) | 2.312 (58.7) | 2.255 (57.3) | 1.000 (25.4) | 1.375 (34.9) |
| 28       | 1.188 (30.2) | 1.572 (39.9) | 2.719 (69.1) | 2.505 (63.6) | 1.250 (31.8) | 1.625 (41.3) |
| 32*      | 1.187 (30.1) | 1.572 (39.9) | 2.969 (75.4) | 2.755 (70.0) | 1.437 (36.5) | 1.875 (47.6) |
| 40*      | 1.125 (28.6) | 1.572 (39.9) | 3.531 (89.7) | 3.255 (82.7) | 1.875 (47.6) | 2.375 (60.3) |

\* Not available in Style M clamp.

\*\* Not Applicable Style D