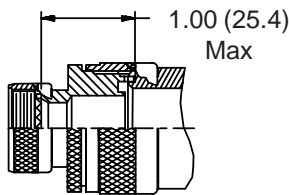
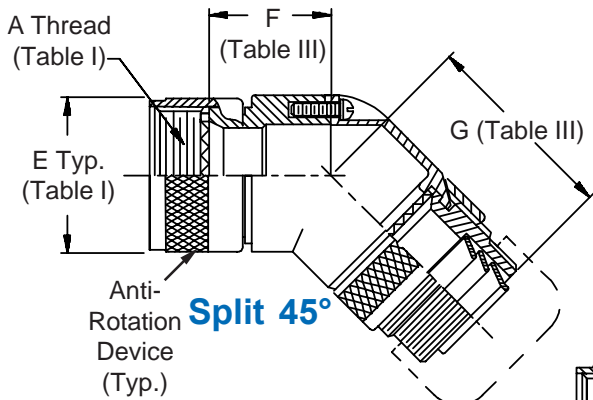
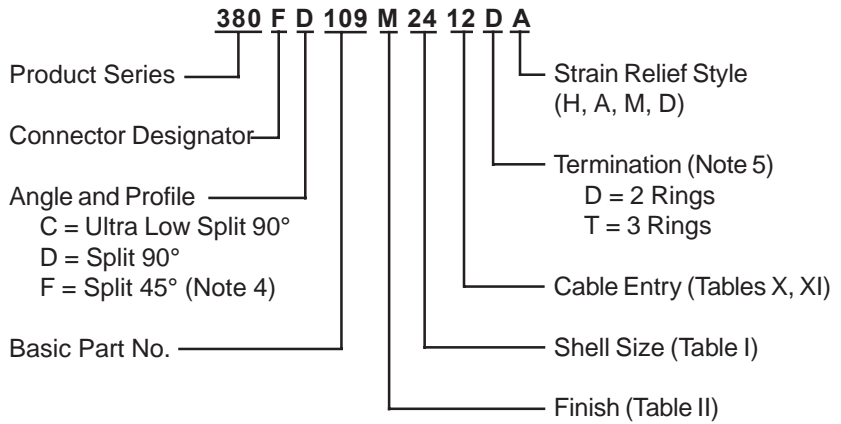
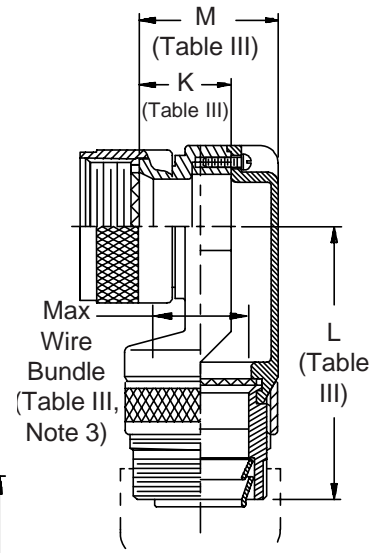
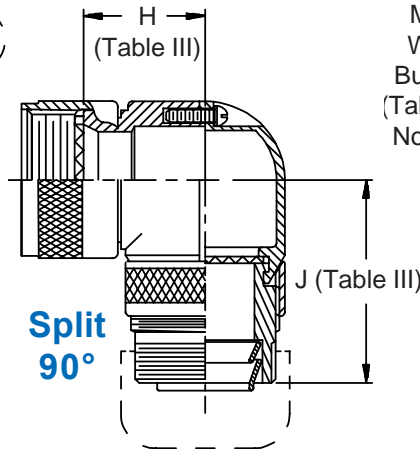


CONNECTOR DESIGNATORS
A-F-H-L-S
SELF-LOCKING
ROTATABLE
COUPLING

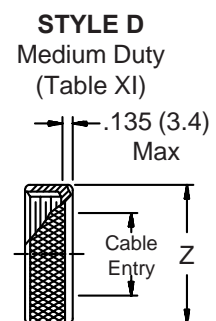
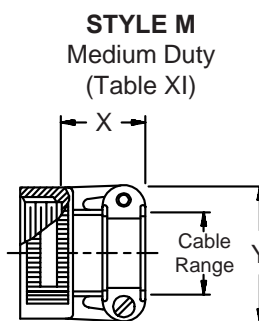
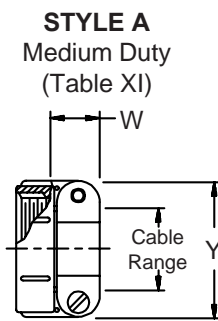
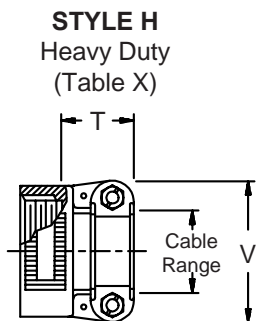
TYPE E INDIVIDUAL AND/OR OVERALL SHIELD TERMINATION



STYLE 2
(See Note 1)



Ultra Low-Profile Split 90°





See inside back cover fold-out or pages 13 and 14 for unabridged Tables I and II.

TABLE III: ELBOW DIMENSIONS

Shell Size	F	G	H	J	K	L	M	Function C Max	
	Max	Max	Max	Max	Ref	Max	Max	Wire Bundle	
08/09	.596 (15.1)	1.590 (40.4)	.836 (21.2)	1.530 (38.9)	.496 (12.6)	1.920 (48.8)	.837 (21.3)	.250 (6.4)	
10/11	.656 (16.7)	1.650 (41.9)	.906 (23.0)	1.590 (40.4)	.426 (10.8)	2.080 (52.8)	.887 (22.5)	.375 (9.5)	
12/13	.716 (18.2)	1.720 (43.7)	.966 (24.5)	1.660 (42.2)	.426 (10.8)	2.080 (52.8)	.887 (22.5)	.375 (9.5)	
14/15	.776 (19.7)	1.750 (44.5)	1.026 (26.1)	1.690 (42.9)	.436 (11.1)	2.150 (54.6)	.987 (25.1)	.500 (12.7)	
16/17	.836 (21.2)	1.850 (47.0)	1.086 (27.6)	1.790 (45.5)	.576 (14.6)	2.200 (55.9)	1.137 (28.9)	.625 (15.9)	
18/19	.906 (23.0)	1.910 (48.5)	1.156 (29.4)	1.850 (47.0)	.796 (20.2)	2.230 (56.6)	1.337 (34.0)	.625 (15.9)	
20/21	.976 (24.8)	1.970 (50.0)	1.216 (30.9)	1.910 (48.5)	.796 (20.2)	2.230 (56.6)	1.337 (34.0)	.625 (15.9)	
22/23	1.036 (26.3)	2.030 (51.6)	1.276 (32.4)	1.970 (50.0)	.696 (17.7)	2.380 (60.5)	1.337 (34.0)	.750 (19.1)	
24/25	1.096 (27.8)	2.090 (53.1)	1.336 (33.9)	2.030 (51.6)	.696 (17.7)	2.380 (60.5)	1.337 (34.0)	.750 (19.1)	

TABLE X: CABLE ENTRY

Dash No.	T	V	Cable Range			
	Max	Max	Min		Max	
04	.780 (19.8)	.957 (24.3)	.125 (3.2)	.312 (7.9)		
06	.780 (19.8)	1.145 (29.1)	.250 (6.4)	.437 (11.1)		
08	.780 (19.8)	1.332 (33.8)	.312 (7.9)	.562 (14.3)		
10	.780 (19.8)	1.332 (33.8)	.350 (8.9)	.625 (15.9)		
12	.811 (20.6)	1.551 (39.4)	.500 (12.7)	.750 (19.1)		
16	.905 (23.0)	1.770 (45.0)	.625 (15.9)	.937 (23.8)		
20	1.092 (27.7)	2.113 (53.7)	.875 (22.2)	1.250 (31.8)		
24	1.124 (28.5)	2.363 (60.0)	1.000 (25.4)	1.375 (34.9)		
28	1.399 (35.5)	2.770 (70.4)	1.250 (31.8)	1.625 (41.3)		
32	1.399 (35.5)	3.020 (76.7)	1.437 (36.5)	1.875 (47.6)		

TABLE II: STANDARD FINISHES

GLENAIR	
SYMBOL	FINISH
B	Cadmium Plate, Olive Drab
M	Electroless Nickel
NF	Cadmium Plate, Olive Drab Over Electroless Nickel
See Inside Back Cover for Additional Finish Options	

1. When maximum cable entry (page 21) is exceeded, Style 2 will be supplied (not available in Function C). Dimensions F, G, H and J will not apply. Please consult factory.
2. Metric dimensions (mm) are indicated in

parentheses.

3. Cable range is defined as the accommodations range for the wire bundle or cable. Dimensions shown are not intended for inspection criteria.
4. Consult factory for available sizes of 45° (Symbol F).
5. Designate termination symbol T for 3 ring termination of individual and overall braid. Designate D for standard 2 ring termination of individual or overall braid.
6. Angular function "C", low-profile split elbow, not available with "S" connector designator.

TABLE XI: CABLE ENTRY

Dash No.	W	X	Y	Z	Cable Range			
	Max	Max	Max	Max	Min **		Max	
03*	.437 (11.1)	.760 (19.3)	.843 (21.4)	.630 (16.0)	.156 (4.0)	.250 (6.4)		
04*	.437 (11.1)	.760 (19.3)	.906 (23.0)	.755 (19.2)	.188 (4.8)	.312 (7.9)		
06*	.500 (12.7)	.760 (19.3)	1.093 (27.8)	.942 (23.9)	.281 (7.1)	.438 (11.1)		
08	.563 (14.3)	.760 (19.3)	1.187 (30.1)	1.067 (27.1)	.344 (8.7)	.562 (14.3)		
10	.563 (14.3)	.760 (19.3)	1.281 (32.5)	1.192 (30.3)	.375 (9.5)	.625 (15.9)		
12	.563 (14.3)	.760 (19.3)	1.500 (38.1)	1.380 (35.1)	.438 (11.1)	.750 (19.1)		
16	.656 (16.7)	1.073 (27.3)	1.719 (43.7)	1.535 (39.0)	.562 (14.3)	.938 (23.8)		
20	.656 (16.7)	1.323 (33.6)	2.062 (52.4)	1.848 (46.9)	.750 (19.1)	1.250 (31.8)		
24	.656 (16.7)	1.323 (33.6)	2.312 (58.7)	2.255 (57.3)	.781 (19.8)	1.375 (34.9)		
28	1.188 (30.2)	1.572 (39.9)	2.719 (69.1)	2.505 (63.6)	.969 (24.6)	1.625 (41.3)		
32*	1.187 (30.1)	1.572 (39.9)	2.969 (75.4)	2.755 (70.0)	1.125 (28.6)	1.875 (47.6)		
40*	1.125 (28.6)	1.572 (39.9)	3.531 (89.7)	3.255 (82.7)	1.469 (37.3)	2.375 (60.3)		

* Not available in Style M clamp.

** Not Applicable Style D