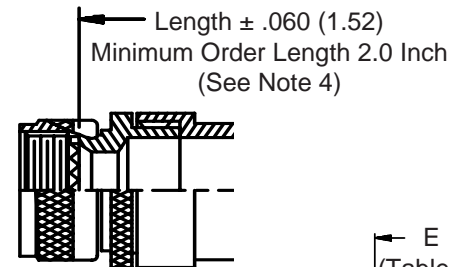
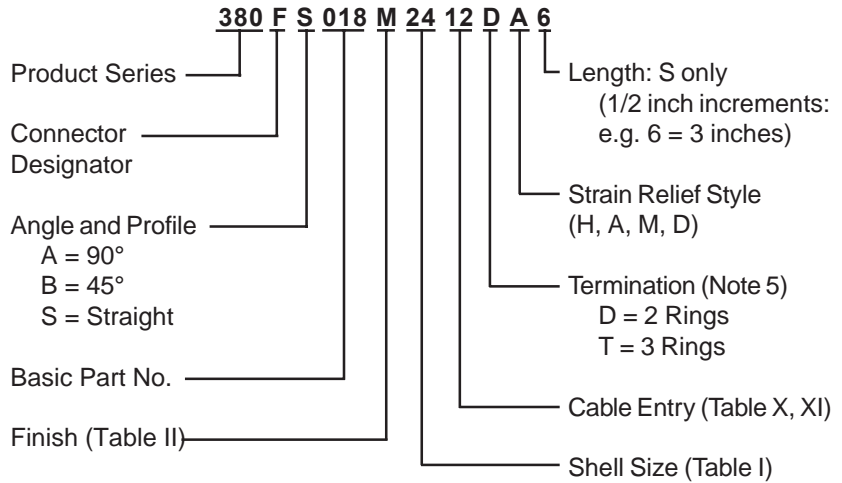


**380-018**  
**EMI/RFI Non-Environmental Backshell**  
**with Strain Relief**  
**Type E - Rotatable Coupling - Low Profile**

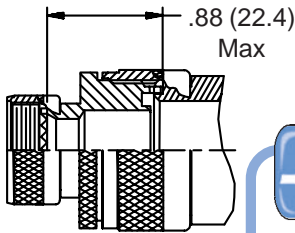
**CONNECTOR  
 DESIGNATORS  
 A-F-H-L-S**

**ROTATABLE  
 COUPLING**

**TYPE E INDIVIDUAL  
 AND/OR OVERALL  
 SHIELD TERMINATION**



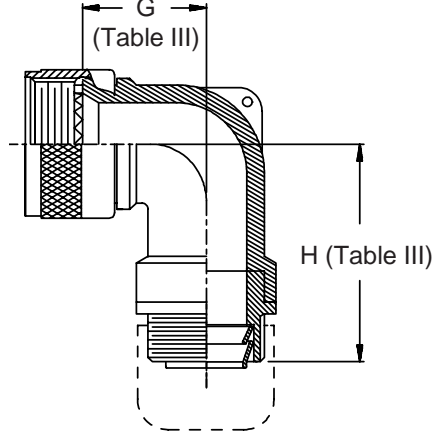
**STYLE 2  
 (STRAIGHT  
 See Note 1)**



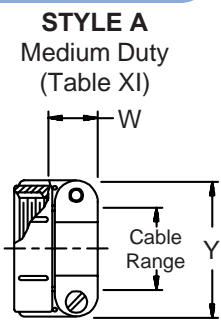
**STYLE 2  
 (45° & 90°  
 See Note 1)**



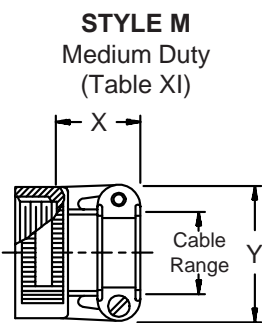
**-445** Now Available with the "NESTOR"  
 Glenair's Non-Detent, Spring-Loaded, Self-Locking Coupling. Add "-445" to Specify This AS85049 Style "N" Coupling Interface.



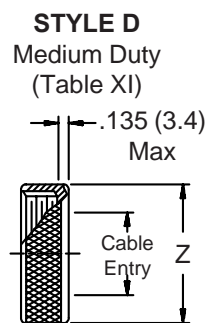
**STYLE H  
 Heavy Duty  
 (Table X)**



**STYLE A  
 Medium Duty  
 (Table XI)**



**STYLE M  
 Medium Duty  
 (Table XI)**



**STYLE D  
 Medium Duty  
 (Table XI)**

**380-018**  
**EMI/RFI Non-Environmental Backshell**  
**with Strain Relief**  
**Type E - Rotatable Coupling - Low Profile**



See inside back cover fold-out or pages 13 and 14 for unabridged Tables I and II.

**TABLE III: ELBOW DIMENSIONS**

Shell Size		E Max	F Max	G Max	H Max
Conn. Desig. A-F-L-S	H				
08	09	.520 (13.2)	1.680 (47.2)	.477 (12.7)	1.730 (43.9)
10	11	.615 (15.6)	1.800 (45.7)	.540 (13.7)	1.730 (43.9)
12	13	.630 (16.0)	1.820 (46.2)	.602 (15.3)	1.790 (45.5)
14	15	.720 (18.3)	1.890 (48.0)	.665 (19.6)	1.880 (47.8)
16	17	.905 (23.0)	1.980 (50.3)	.758 (19.2)	1.990 (50.5)
18	19	.995 (25.3)	2.150 (54.6)	.946 (24.0)	2.180 (55.4)
20	21	.995 (25.3)	2.150 (54.6)	.946 (24.0)	2.180 (55.4)
22	23	1.145 (29.1)	2.260 (57.4)	1.040 (26.4)	2.330 (59.2)
24	25	1.145 (29.1)	2.260 (57.4)	1.040 (26.4)	2.330 (59.2)

**TABLE II: STANDARD FINISHES**

GLENAIR SYMBOL	FINISH
B	Cadmium Plate, Olive Drab
M	Electroless Nickel
NF	Cadmium Plate, Olive Drab Over Electroless Nickel

See Inside Back Cover for Additional Finish Options

**TABLE X: CABLE ENTRY**

Dash No.	T Max	V Max	Cable Range	
			Min	Max
04	.780 (19.8)	.957 (24.3)	.125 (3.2)	.312 (7.9)
06	.780 (19.8)	1.145 (29.1)	.250 (6.4)	.437 (11.1)
08	.780 (19.8)	1.332 (33.8)	.312 (7.9)	.562 (14.3)
10	.780 (19.8)	1.332 (33.8)	.350 (8.9)	.625 (15.9)
12	.811 (20.6)	1.551 (39.4)	.500 (12.7)	.750 (19.1)
16	.905 (23.0)	1.770 (45.0)	.625 (15.9)	.937 (23.8)
20	1.092 (27.7)	2.113 (53.7)	.875 (22.2)	1.250 (31.8)
24	1.124 (28.5)	2.363 (60.0)	1.000 (25.4)	1.375 (34.9)
28	1.399 (35.5)	2.770 (70.4)	1.250 (31.8)	1.625 (41.3)
32	1.399 (35.5)	3.020 (76.7)	1.437 (36.5)	1.875 (47.6)

- When maximum cable entry (page 21) is exceeded, Style 2 will be supplied. Dimensions E, F, G and H will not apply. Please consult factory.
- Metric dimensions (mm) are indicated in parentheses.
- Cable range is defined as the accommodations range for the wire bundle or cable. Dimensions shown are not intended for inspection criteria.
- Consult factory for shorter lengths on straight backshells.
- Designate Symbol T for 3 ring termination of individual and overall braid. Designate D for standard 2 ring termination of individual or overall braid.

**TABLE XI: CABLE ENTRY**

Dash No.	W Max	X Max	Y Max	Z Max	Cable Range	
					Min**	Max
03*	.437 (11.1)	.760 (19.3)	.843 (21.4)	.630 (16.0)	.156 (4.0)	.250 (6.4)
04*	.437 (11.1)	.760 (19.3)	.906 (23.0)	.755 (19.2)	.188 (4.8)	.312 (7.9)
06*	.500 (12.7)	.760 (19.3)	1.093 (27.8)	.942 (23.9)	.281 (7.1)	.438 (11.1)
08	.563 (14.3)	.760 (19.3)	1.187 (30.1)	1.067 (27.1)	.344 (8.7)	.562 (14.3)
10	.563 (14.3)	.760 (19.3)	1.281 (32.5)	1.192 (30.3)	.375 (9.5)	.625 (15.9)
12	.563 (14.3)	.760 (19.3)	1.500 (38.1)	1.380 (35.1)	.438 (11.1)	.750 (19.1)
16	.656 (16.7)	1.073 (27.3)	1.719 (43.7)	1.535 (39.0)	.562 (14.3)	.938 (23.8)
20	.656 (16.7)	1.323 (33.6)	2.062 (52.4)	1.848 (46.9)	.750 (19.1)	1.250 (31.8)
24	.656 (16.7)	1.323 (33.6)	2.312 (58.7)	2.255 (57.3)	.781 (19.8)	1.375 (34.9)
28	1.188 (30.2)	1.572 (39.9)	2.719 (69.1)	2.505 (63.6)	.969 (24.6)	1.625 (41.3)
32*	1.187 (30.1)	1.572 (39.9)	2.969 (75.4)	2.755 (70.0)	1.125 (28.6)	1.875 (47.6)
40*	1.125 (28.6)	1.572 (39.9)	3.531 (89.7)	3.255 (82.7)	1.469 (37.3)	2.375 (60.3)

\* Not available in Style M clamp.      \*\* Not Applicable Style D