

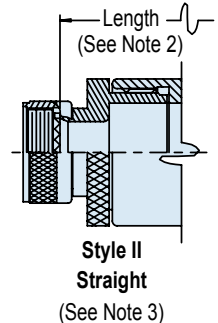
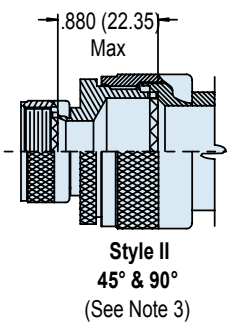
**CONNECTOR  
DESIGNATORS**

MIL-DTL-38999 Series I, II (F)  
MIL-DTL-38999 Series III and IV (H)

**F-H**

**ROTATABLE  
COUPLING**

**TYPE B INDIVIDUAL  
AND/OR OVERALL  
SHIELD TERMINATION**

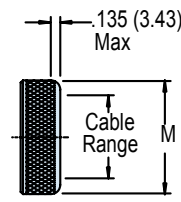


**STYLE H**  
Heavy Duty  
(Table X)

**STYLE A**  
Medium Duty  
(Table XI)

**STYLE M**  
Medium Duty  
(Table XI)

**STYLE D**  
Medium Duty  
(Table XI)



H

# 380-115

## EMI/RFI Non-Environmental Backshell with Strain Relief

### Type B - Rotatable Coupling - Low Profile



**TABLE III: ELBOW DIMENSIONS**

| Shell Size |                |    | C            | D            | E            | F            | R             | S             | T             | U             |
|------------|----------------|----|--------------|--------------|--------------|--------------|---------------|---------------|---------------|---------------|
| A          | F <sub>L</sub> | H  | Max          | Max          | Max          | Max          | Max           | Max           | Max           | Max           |
| 08         | 08             | 09 | .500 (12.7)  | 1.684 (42.8) | .457 (11.6)  | 1.674 (42.5) | .910 (23.11)  | 1.910 (48.77) | .780 (19.81)  | 1.780 (45.21) |
| 10         | 10             | 11 | .595 (15.1)  | 1.804 (45.8) | .520 (13.2)  | 1.734 (44.0) | .970 (24.64)  | 1.970 (50.04) | .810 (20.57)  | 1.810 (45.97) |
| 12         | 12             | 13 | .610 (15.5)  | 1.824 (46.3) | .582 (14.8)  | 1.794 (45.6) | 1.030 (26.16) | 2.030 (50.56) | .830 (21.08)  | 1.830 (46.48) |
| 14         | 14             | 15 | .700 (17.8)  | 1.894 (48.1) | .645 (16.4)  | 1.884 (47.9) | 1.090 (27.68) | 2.090 (53.09) | .850 (21.59)  | 1.850 (46.99) |
| 16         | 16             | 17 | .885 (22.5)  | 1.984 (50.4) | .738 (18.7)  | 1.994 (50.6) | 1.150 (29.21) | 2.150 (54.61) | .880 (22.35)  | 1.880 (47.75) |
| 18         | 18             | 19 | .975 (24.8)  | 2.154 (54.7) | .926 (23.5)  | 2.184 (55.5) | 1.200 (30.48) | 2.200 (55.88) | .900 (22.86)  | 1.900 (48.26) |
| 20         | 20             | 21 | .975 (24.8)  | 2.154 (54.7) | .926 (23.5)  | 2.184 (55.5) | 1.270 (32.26) | 2.270 (57.66) | .930 (23.62)  | 1.930 (49.02) |
| 22         | 22             | 23 | 1.125 (28.6) | 2.264 (57.5) | 1.020 (25.9) | 2.334 (59.3) | 1.330 (33.78) | 2.330 (59.18) | .950 (24.13)  | 1.950 (49.53) |
| 24         | 24             | 25 | 1.125 (28.6) | 2.264 (57.5) | 1.020 (25.9) | 2.334 (59.3) | 1.390 (35.31) | 2.390 (60.71) | .980 (24.13)  | 1.980 (50.29) |
| 28         |                |    | 1.225 (31.1) | 2.434 (61.8) | 1.145 (29.1) | 2.384 (60.6) | 1.460 (37.08) | 2.460 (62.48) | 1.150 (29.21) | 2.150 (54.61) |
| 32         |                |    | 1.575 (40.0) | 2.684 (68.2) | 1.207 (30.7) | 2.484 (63.1) | 1.590 (40.38) | 2.590 (65.79) | 1.210 (30.73) | 2.210 (56.13) |
| 36         |                |    | 1.775 (45.1) | 2.684 (68.2) | 1.238 (31.4) | 2.574 (65.4) | 1.690 (42.93) | 2.690 (68.33) | 1.240 (31.50) | 2.240 (56.90) |
| 40         |                |    | N/A          | N/A          | N/A          | N/A          | 1.900 (48.26) | 2.200 (55.88) | 1.250 (31.75) | 1.590 (40.38) |
| 44         |                |    | N/A          | N/A          | N/A          | N/A          | 2.030 (51.56) | 2.360 (59.94) | 1.300 (33.02) | 1.640 (41.65) |
| 48         |                |    | N/A          | N/A          | N/A          | N/A          | 2.180 (53.37) | 2.530 (64.26) | 1.370 (34.79) | 1.720 (43.68) |
| 61         |                |    | N/A          | N/A          | N/A          | N/A          | 1.290 (32.76) | 1.490 (37.85) | .880 (22.35)  | 1.100 (27.94) |

**TABLE II: FINISHES**

| Sym  | Finish   |
|------|--|
| B    | Cadmium Plate, Olive Drab                              |
| C*   | Anodize, Black   |
| G*   | Hard Coat, Anodic                                      |
| J    | Gold Iridite over Cadmium Plate over Nickel            |
| LF   | Cadmium Plate, Bright over Electroless Nickel          |
| M    | Electroless Nickel                                     |
| N    | Cadmium Plate, Olive Drab over Nickel                  |
| NC   | Zinc Cobalt, Dark Olive Drab                           |
| NF   | Cad/O.D. over Electroless Nickel (1000 Hr. Salt Spray) |
| T    | Cadmium Plate, Bright Dip over Nickel                  |
| U**  | Cadmium Plate, Black                                   |
| UC   | Zinc Cobalt, Black                                     |
| Z1** | Passivate  |
| ZN   | Zinc Nickel, Olive Drab                                |

**TABLE IV: CABLE CLAMP CABLE RANGE**

| Dash No. | N Max        | P Max        | Cable Range  |              |
|----------|--------------|--------------|--------------|--------------|
|          |              |              | Min          | Max          |
| 04       | .780 (19.8)  | .957 (24.3)  | .125 (3.2)   | .312 (7.9)   |
| 06       | .780 (19.8)  | 1.145 (29.1) | .250 (6.4)   | .437 (11.1)  |
| 08       | .780 (19.8)  | 1.332 (33.8) | .312 (7.9)   | .562 (14.3)  |
| 10       | .780 (19.8)  | 1.332 (33.8) | .350 (8.9)   | .625 (15.9)  |
| 12       | .811 (20.6)  | 1.551 (39.4) | .500 (12.7)  | .750 (19.1)  |
| 16       | .905 (23.0)  | 1.770 (45.0) | .625 (15.9)  | .937 (23.8)  |
| 20       | 1.092 (27.7) | 2.113 (53.7) | .875 (22.2)  | 1.250 (31.8) |
| 24       | 1.124 (28.5) | 2.363 (60.0) | 1.000 (25.4) | 1.375 (34.9) |
| 28       | 1.399 (35.5) | 2.770 (70.4) | 1.250 (31.8) | 1.625 (41.3) |
| 32       | 1.399 (35.5) | 3.020 (76.7) | 1.437 (36.5) | 1.875 (47.6) |

**TABLE IV (Continued): CABLE CLAMP CABLE RANGE**

| Dash No. | W Max        | X Max        | Y Max        | Z Max        | Cable Range  |              |
|----------|--------------|--------------|--------------|--------------|--------------|--------------|
|          |              |              |              |              | Min**        | Max          |
| 03*      | .437 (11.1)  | .760 (19.3)  | .843 (21.4)  | .630 (16.0)  | .156 (4.0)   | .250 (6.4)   |
| 04*      | .437 (11.1)  | .760 (19.3)  | .906 (23.0)  | .755 (19.2)  | .188 (4.8)   | .312 (7.9)   |
| 06       | .500 (12.7)  | .760 (19.3)  | 1.093 (27.8) | .942 (23.9)  | .281 (7.1)   | .438 (11.1)  |
| 08       | .563 (14.3)  | .760 (19.3)  | 1.187 (30.1) | 1.067 (27.1) | .344 (8.7)   | .562 (14.3)  |
| 10       | .563 (14.3)  | .760 (19.3)  | 1.281 (32.5) | 1.192 (30.3) | .375 (9.5)   | .625 (15.9)  |
| 12       | .563 (14.3)  | .760 (19.3)  | 1.500 (38.1) | 1.380 (35.1) | .438 (11.1)  | .750 (19.1)  |
| 16       | .656 (16.7)  | 1.073 (27.3) | 1.719 (43.7) | 1.535 (39.0) | .562 (14.3)  | .938 (23.8)  |
| 20       | .656 (16.7)  | 1.323 (33.6) | 2.062 (52.4) | 1.848 (46.9) | .750 (19.1)  | 1.250 (31.8) |
| 24       | .656 (16.7)  | 1.323 (33.6) | 2.312 (58.7) | 2.255 (57.3) | .781 (19.8)  | 1.375 (34.9) |
| 28       | 1.188 (30.2) | 1.572 (39.9) | 2.719 (69.1) | 2.505 (63.6) | .969 (24.6)  | 1.625 (41.3) |
| 32*      | 1.187 (30.1) | 1.572 (39.9) | 2.969 (75.4) | 2.755 (70.0) | 1.125 (28.6) | 1.875 (47.6) |
| 40*      | 1.125 (28.6) | 1.572 (39.9) | 3.531 (89.7) | 3.255 (82.7) | 1.469 (37.3) | 2.375 (60.3) |

\* Not available in Style M clamp.

\*\* Not Applicable Style D

**APPLICATION NOTES**

1. Assembly identified with manufacturer's name and part number, space permitting.
2. Standard minimum length for Style I is 1.500 inches, Style II standard length is 2.000 inches. For shorter lengths consult factory. Applies to Symbol S only.
3. When cable range exceeds Max Entry shown in Table IV, Style II will be supplied. Note: C, D, E, F, R, S, T and U dimensions do not apply to Style II.
4. Metric dimensions are in parentheses.
5. For effective grounding, connector with conductive finish should be used.
6. Glenair Series 600 Backshell Assembly Tools are recommended for assembly and installation.
7. Material/Finish:  
Elbow, adapter, coupling nut, ferrules and clamp - Aluminum alloy or SST/Table II.  
Hardware - CRES/Passivate
8. Angular functions A and B are currently not available in shell sizes 40, 44 and 61. Consult factory for suitable alternatives.