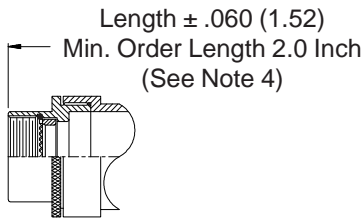
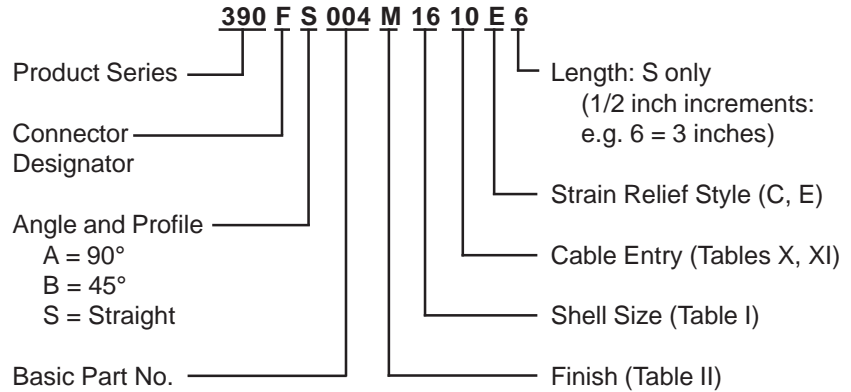


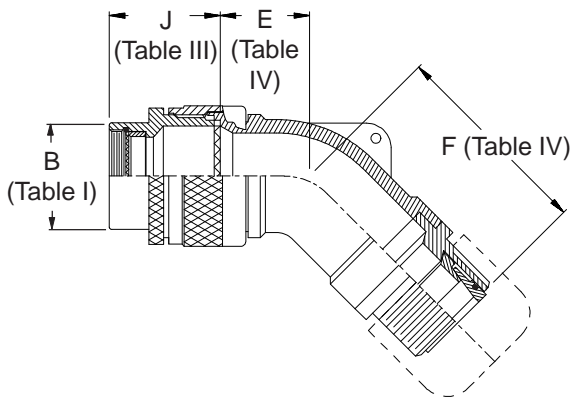
**CONNECTOR
 DESIGNATORS
 A-B*-C-D-E-F
 G-H-J-K-L-S**

* Conn. Desig. B See Note 6
DIRECT COUPLING

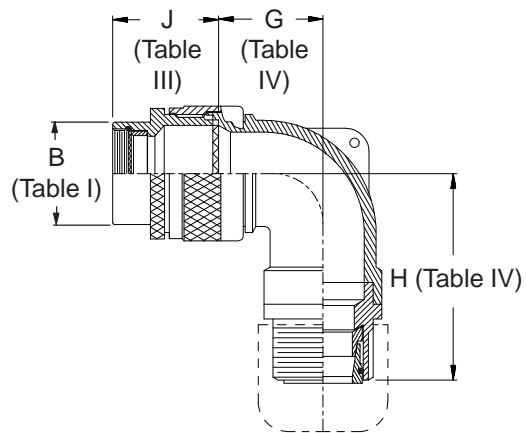
**TYPE A OVERALL
 SHIELD TERMINATION**



**STYLE 2
 (STRAIGHT
 See Note 1)**



**STYLE C
 Medium Duty
 (Table X)**



**STYLE E
 Medium Duty
 (Table XI)**



